



**ESTRO**  
creative and harmonious lighting

**ilmas**  
FORME DI LUCE INTELLIGENTE

part of

**HBA**



**CREATIVE  
AND  
HARMONIOUS  
LIGHT**

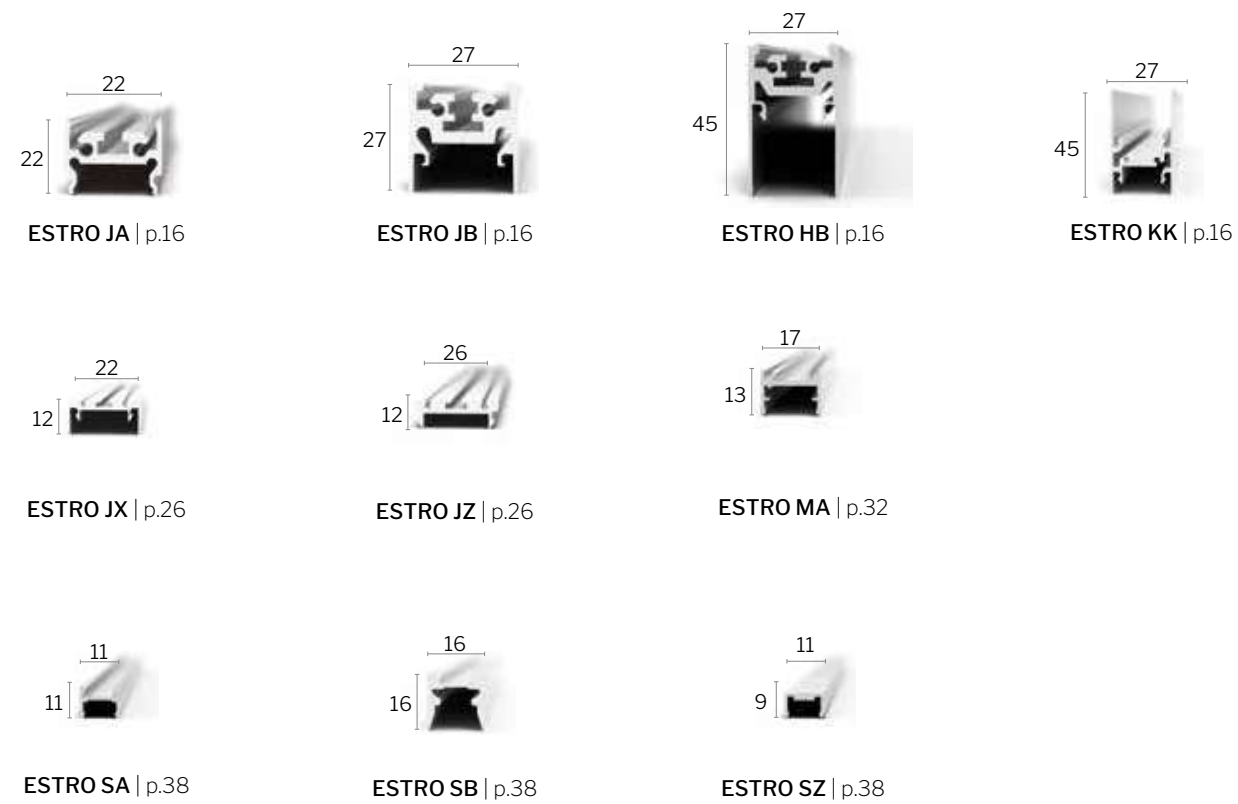


L'AZIENDA  
THE COMPANY

## ESTRO A SUPERFICIE/SURFACE

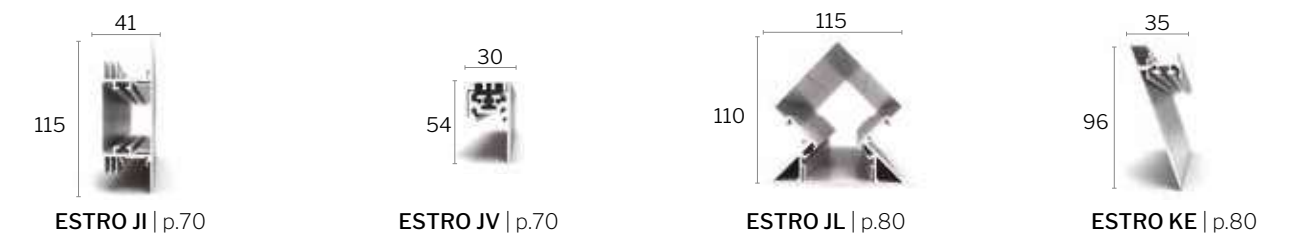
P. 15

ESTRO aggancio con clip a molla o magnete / ESTRO clip or magnetic fixing system



## ESTRO A PARETE / WALL

P. 69



## ESTRO ANGOLARI/CORNER

P. 47

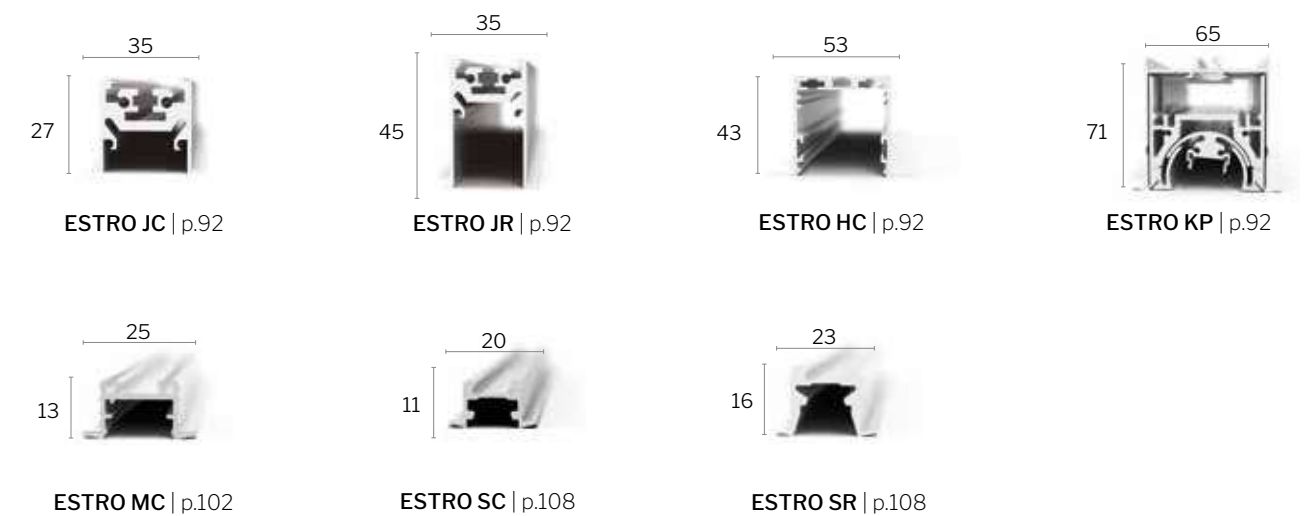
ESTRO corner con clip o magneti / ESTRO corner with clips or magnets



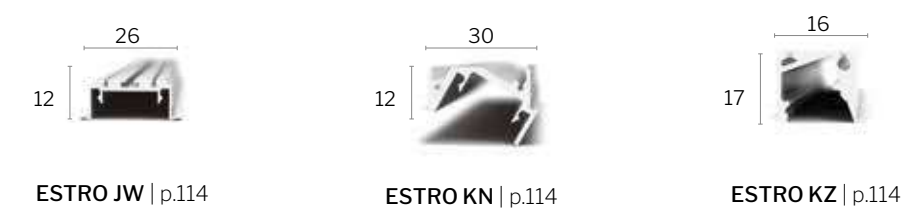
## ESTRO INCASSO / RECESSED

P. 91

Per cartongesso posato / pre-installed plasterboard




Per sottopensili / For under units



Per cartongesso da posare / plasterboard to be installed



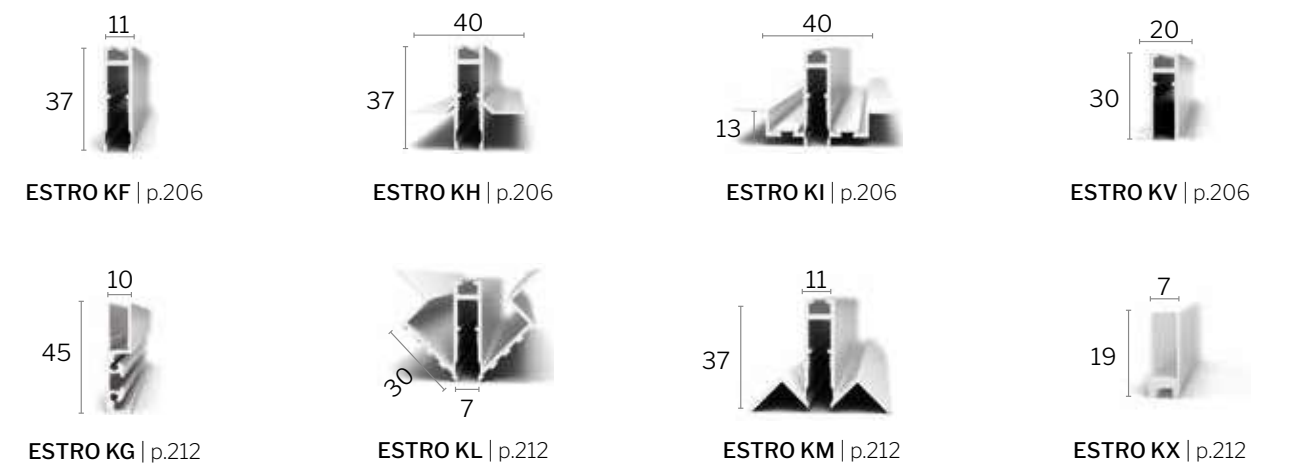
## ESTRO SOSPENSIONE / SUSPENSION P. 163



## ESTRO PLAFONE / CEILING P. 193



## ESTRO SLIM / SLIM P. 205



## ESTRO MULTI UTILITY / MULTI UTILITY P. 219




## ESTRO CALPESTABILE / WALKABLE IP67 P. 229




## ESTRO SERIE L / L-SERIES

**NEW**

**P. 241**



## PROFILI NOVITÀ / NEWS PROFILES **NEW** **P. 290**



## FONTI LUMINOSE / LIGHT SOURCE **P. 253**

OPAL - MICROPRISMATIC	254
REFLECTA	262
POWER	264
COMFORT	266
EXCEL	268
SPOT	270
S-POWER	274
S-EXCEL	276
S-COMFORT	278
MICRO SPOT - MINI SPOT - SPOT EVO <b>NEW</b>	280
BLIND	282
PROIETTORE / SPOTLIGHT	286

## PROFILI NOVITÀ / NEWS PROFILES **P. 290**

## CASAMBI **P. 294**

## SENSORE IR & PIR/ PIR & IR SENSOR **P. 296**

### FINITURE STANDARD STANDARD FINISHING



### FINITURE GALVANICHE GALVANIC FINISHING



### FINITURE RAL SPECIALI SPECIAL RAL FINISHING



#### Esempio

Il primo carattere delle finiture definisce il colore della cover (zero nel caso di opale e microprismatizzato), il secondo quello del profilo.

#### Example







The first character defines cover colour (zero for opal e microprismatic), the second indicates profile colour.

#### CODICE DI ORDINAZIONE PROFILO PROFILE ORDERING CODE

POWER	X X X X X X X X X O B	Cover cromo / Corpo nero Chrome cover / Black body
COMFORT	X X X X X X X X W B	Cover bianca / Corpo nero White cover / Black body
EXCEL	X X X X X X X X B B	Cover nera / Corpo nero Black cover / Black body
SPOT	X X X X X X X X W W	Cover bianca / Corpo bianco White cover / White body
OPAL/MICROPRISMATIC	X X X X X X X X O W	Cover opale / Corpo bianco Opal cover / White body



FINITURE DECORATIVE SPECIALI *SPECIAL DECORATIVE FINISHING*

	<b>1</b> Cemento Cement		<b>2</b> Ruggine Rust		<b>3</b> Foglia Oro Gold leaf
	<b>4</b> Foglia Rame Copper leaf		<b>5</b> Foglia Bronzo Bronze leaf		<b>6</b> Foglia Argento Silver leaf
	<b>7</b> Cromo Oro Chrome Gold		<b>8</b> Cromo Rame Chrome Copper		<b>9</b> Cromo Bronzo Chrome Bronze
	<b>X</b> Cromo Argento Chrome Silver				

**Esempio**

Il primo carattere delle finiture definisce il colore della cover (zero nel caso di opale e microprismatizzato), il secondo quello del profilo.

**Example**

The first character defines cover colour (zero for opal e microprismatic), the second indicates profile colour.

CODICE DI ORDINAZIONE PROFILO *PROFILE ORDERING CODE*

POWER	X X X X X X X X X	1 B	Cover cemento / Corpo nero	Cement cover / Black body
COMFORT	X X X X X X X X X	2 B	Cover ruggine / Corpo nero	Rust cover / Black body
EXCEL	X X X X X X X X X	1 B	Cover cemento / Corpo nero	Cement cover / Black body
SPOT	X X X X X X X X X	2 W	Cover ruggine / Corpo bianco	Rust cover / White body
OPAL/MICROPRISMATIC	X X X X X X X X X	0 5	Cover opale / Corpo foglia bronzo	Opal cover / Bronze leaf body





## **ESTRO A SUPERFICIE ESTRO SURFACE**

ESTRO AGGANCIO CON CLIP A MOLLA O MAGNETE  
ESTRO CLIP OR MAGNETIC FIXING SYSTEM

Estro è un sistema completo che, consente di esaltare gli spazi, di segnare con carattere i volumi, di creare suggestioni di superfici che vengono scolpite tra luce e penombra. Con la luce lineare è possibile disegnare le pareti, costruire tagli e sezioni per l'enfatizzazione di ampie superfici o dettagli. La luce scolpisce e crea continuità valorizzando gli spazi e le cose.

Estro is a complete system that enhances spaces, defines volumes with character and creates suggestions of surfaces that are sculptured between light and shadow. With linear light it is possible to draw walls and construct cuts and sections to emphasise wide surfaces or details. The light sculpts and creates continuity and emphasize spaces and objects.



## SUPERFICIE/SURFACE

ESTRO AGGANCIO CON CLIP A MOLLA O MAGNETE  
ESTRO CLIP OR MAGNETIC FIXING SYSTEM

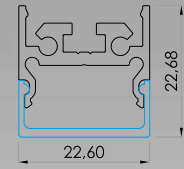
ESTRO JA | JB | HB | KK\*

\*Solo con fissaggio a CLIP  
\*Only with CLIP fixing

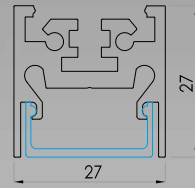


MADE IN ITALY

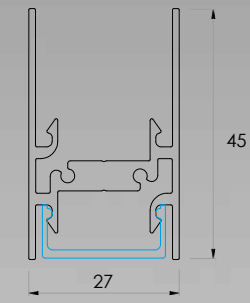
ESTRO JA



ESTRO JB


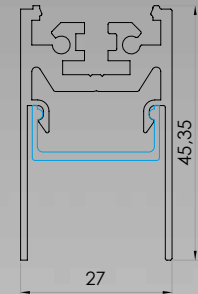


ESTRO KK\*



\*Solo con fissaggio a CLIP  
\*Only with CLIP fixing

ESTRO HB



# COME ORDINARE HOW TO ORDER

## CREAZIONE CODICE CODE CREATION

J A

### PROFILO PROFILE

- JA Estro JA
- JB Estro JB
- HB Estro HB
- KK Estro KK\*

O

### DIFFUSORE DIFFUSER

- O Opal
- T Microprismatic

- P Power

- A Comfort C1
- B Comfort C2
- C Comfort C3
- E Excel

- R Reflecta

- S Spot

Per ordinare gli spot vedi p.272  
To order the spots see p.272

- I Blind

A

### POTENZA POWER

- A 19 W/m | 2000lm/m | 196 LED/m | **STRIP**
- B 10 W/m | 1120lm/m | 196 LED/m | **BAR**
- D 20 W/m | 2200lm/m | 196 LED/m | **BAR**
- E 30 W/m | 3480lm/m | 392 LED/m | **BAR**
- F 20 W/m | 1700lm/m | 196 LED/m | FRESH MEAT | **BAR**
- I 27 W/m | 5280lm/m | 240 LED/m | **STRIP**
- V 14.4 W/m | 1350lm/m | 238 LED/m | **STRIP SLIM**
- X 10 W/m | 985lm/m | 196 LED/m | **STRIP SLIM**
- O RGB | 14.4 W/m 60 LED/m | **STRIP**
- P RGB+W | 19.2 W/m 60 LED/m | **STRIP**
- R CTC | 16.5 W/m | 280 LED/m | **STRIP**
- T RGB +CTC | 19.2 W/m | 96 LED/m | **STRIP**
- S IP67 17,3 W/m | 1810lm/m | 168 LED/m | **STRIP**

- L 9 W/mod | 1080lm/mod | 7 LED/mod (140 mm)

- L 9 W/mod | 1080lm/mod | 7 LED/mod (140 mm)

- C 10 W/m | 1120lm/m | 196 LED/m | **BAR SLIM**
- V 14.4 W/m | 1350lm/m | 238 LED/m | **STRIP LED**
- X 10 W/m | 985lm/m | 196 LED/m | **STRIP LED**

- O -

- O -

A

### TEMP. COLORE TEMPERATURE

- A 2700K
- B 3000K
- C 4000K
- D 3500K (per/for A,B,D,E)
- RGB
- RGB+W
- O CTC
- RGB+CTC
- FRESH MEAT

- A 2700K
- B 3000K
- C 4000K
- D 3500K
- X 3000-5700K (MIX)
- T TUNABLE WHITE

- A 2700K
- B 3000K
- C 4000K
- D 3500K
- X 3000-5700K (MIX)
- T TUNABLE WHITE

- A 2700K
- B 3000K
- C 4000K
- D 3500K (per/for C)

- O -

- O -

O

### OTTICA BEAM

- O Diffuse

- B 25°
- D 40°
- E 60°
- F 80°
- H 30° x 65°

- A 20°
- C 35°

- I Wall Washer
- L Wide
- M Extra Wide

- O -

- O -

0 0 5 0 0

### LUNGHEZZA LENGTH

- ESEMPIO EXAMPLE**
- 00500 500 mm
- 01000 1000 mm

- ESEMPIO EXAMPLE**
- 00001 1 Module
- 00005 5 Modules

- ESEMPIO EXAMPLE**
- 00001 1 Module
- 00005 5 Modules

- ESEMPIO EXAMPLE**
- 00500 500 mm
- 01000 1000 mm

- ESEMPIO EXAMPLE**
- 00001 1 Module
- 00005 5 Modules

- ESEMPIO EXAMPLE**
- 00500 500 mm
- 01000 1000 mm

O

### COLORE COVER COVER COLOR

- OPALE/MICROPRISMATICO OPAL/MICROPRISMATIC**
- O Opale/Trasparente Opal/Transparent

#### ALTRI OTHER

- A Alluminio anodizzato Anodized aluminium
- W RAL9016 bianco ragg. White wrinkle
- B RAL 9005 nero ragg. RAL 9005 black wrinkle
- G RAL 9006 grigio ragg. RAL 9006 grey wrinkle
- C Corten ragg. Corten wrinkle
- L RAL 9005 nero lucido Black glossy
- D RAL 1013 panna ragg. Cream wrinkle
- E RAL 9010 bianco ragg. White wrinkle
- F RAL 3020 rosso lucido Red glossy
- H RAL 1036 oro verniciato Painted gold
- I RAL 5026 blu metallizz. Metallic Blue
- K RAL 2000 arancio lucido Orange glossy
- M Oro Gold
- N Oro opaco Gold matt
- O Cromo Chrome
- P Cromo opaco Chrome matt
- Q Cromo nero Chrome black
- R Bronzo base Ottone Bronze Brass base
- S Bronzo base Rame Bronze Copper base
- T Ottone Brass
- U Rame Copper

- ALTRE FINITURE (vedi p.11) E FINITURE SPECIALI (vedi p.12)**
- SURICHIESTA OTHER FINISHING (see p.11) AND SPECIAL FINISHING (see p.12)**
- ON REQUEST**

A

### COLORE CORPO BODY COLOR

#### TUTTI ALL

- A Alluminio anodizzato Anodized aluminium
- W RAL9016 bianco ragg. White wrinkle
- B RAL 9005 nero ragg. RAL 9005 black wrinkle
- G RAL 9006 grigio ragg. RAL 9006 grey wrinkle
- C Corten ragg. Corten wrinkle
- L RAL 9005 nero lucido Black glossy
- D RAL 1013 panna ragg. Cream wrinkle
- E RAL 9010 bianco ragg. White wrinkle
- F RAL 3020 rosso lucido Red glossy
- H RAL 1036 oro verniciato Painted gold
- I RAL 5026 blu metallizz. Metallic Blue
- K RAL 2000 arancio lucido Orange glossy
- M Oro Gold
- N Oro opaco Gold matt
- O Cromo Chrome
- P Cromo opaco Chrome matt
- Q Cromo nero Chrome black
- R Bronzo base Ottone Bronze Brass base
- S Bronzo base Rame Bronze Copper base
- T Ottone Brass
- U Rame Copper

- ALTRE FINITURE (vedi p.12) E FINITURE SPECIALI (vedi p.12)**
- SURICHIESTA OTHER FINISHING (see p.12) AND SPECIAL FINISHING (see p.12)**
- ON REQUEST**

\*Solo con fissaggio a CLIP  
\*Only with CLIP fixing

## COME ORDINARE HOW TO ORDER

CREAZIONE CODICE CODE CREATION

**J A**

PROFILO  
PROFILE

- JA** Estro JA
- JB** Estro JB
- HB** Estro HB

**P**

DIFFUSORE  
DIFFUSER

- P** Power

- A** Comfort C1
- B** Comfort C2
- C** Comfort C3
- E** Excel

**1**

POTENZA  
POWER

- 1** 1,3 W | 350mA | 155lm | 1 LED
- 2** 2,6 W | 350mA | 310lm | 2 LED
- 3** 3,9 W | 350mA | 564lm | 3 LED

- 1** 1,3 W | 350mA | 155lm | 1 LED
- 2** 2,6 W | 350mA | 310lm | 2 LED
- 3** 3,9 W | 350mA | 564lm | 3 LED

**A**

TEMP. COLORE  
TEMPERATURE

- A** 2700K
- B** 3000K
- C** 4000K
- D** 3500K

- A** 2700K
- B** 3000K
- C** 4000K
- D** 3500K

**B**

OTTICA  
BEAM

- B** 25°
- D** 40°
- E** 60°
- F** 80°
- H** 30° x 65°

- A** 20°
- C** 35°

**00000**

LUNGHEZZA  
LENGTH

**W**

COLORE COVER/CORPO  
BODY/COVER COLOR

**TUTTI ALL**

- W** RAL9016 bianco ragg.  
*White wrinkle*
- B** RAL 9005 nero ragg.  
*RAL 9005 black wrinkle*
- G** RAL 9006 grigio ragg.  
*RAL 9006 grey wrinkle*
- C** Corten ragg.  
*Corten wrinkle*
- M** Oro  
*Gold*
- O** Cromo  
*Chrome*

**SU RICHIESTA**  
**ALTRE FINITURE** (vedi p.11)  
**E FINITURE SPECIALI**  
(vedi p.12)  
**OTHER FINISHING** (see p.11)  
**AND SPECIAL FINISHING**  
(see p.12)  
**ON REQUEST**

**W**

COLORE COVER/CORPO  
BODY/COVER COLOR

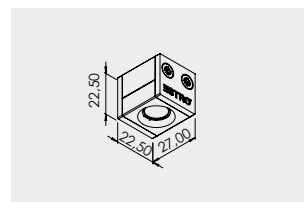
**TUTTI ALL**

- W** RAL9016 bianco ragg.  
*White wrinkle*
- B** RAL 9005 nero ragg.  
*RAL 9005 black wrinkle*
- G** RAL 9006 grigio ragg.  
*RAL 9006 grey wrinkle*
- C** Corten ragg.  
*Corten wrinkle*
- M** Oro  
*Gold*
- O** Cromo  
*Chrome*

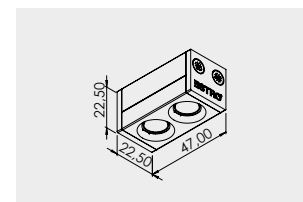
**SU RICHIESTA**  
**ALTRE FINITURE** (vedi p.11)  
**E FINITURE SPECIALI**  
(vedi p.12)  
**OTHER FINISHING** (see p.11)  
**AND SPECIAL FINISHING**  
(see p.12)  
**ON REQUEST**

driver standard 24V ULTRASLIM 15W 350mA  
*driver standard 24V ULTRASLIM 15W 350mA*  
**Cod. 122440**

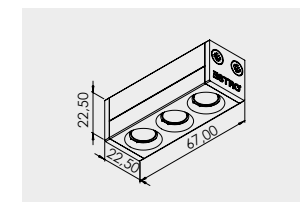
JA POWER-COMFROT-EXCEL - 1 LED



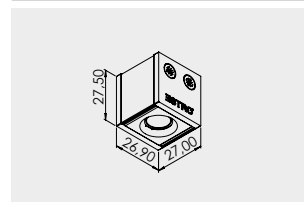
JA POWER-COMFROT-EXCEL - 2 LED



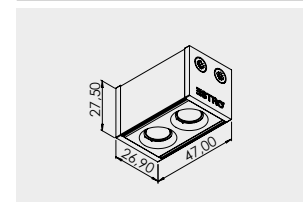
JA POWER-COMFROT-EXCEL - 3 LED



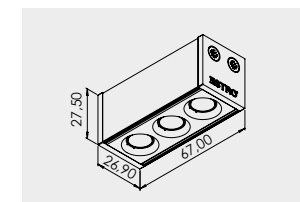
JB POWER-COMFROT-EXCEL - 1 LED



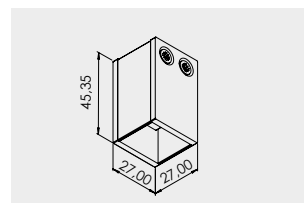
JB POWER-COMFROT-EXCEL - 2 LED



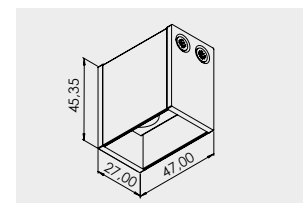
JB POWER-COMFROT-EXCEL - 3 LED



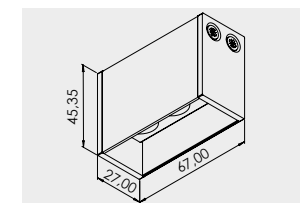
HB POWER-COMFROT-EXCEL - 1 LED



HB POWER-COMFROT-EXCEL - 2 LED

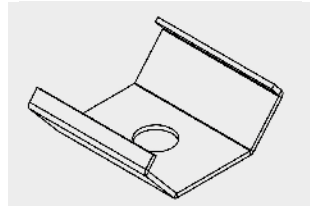


HB POWER-COMFROT-EXCEL - 3 LED

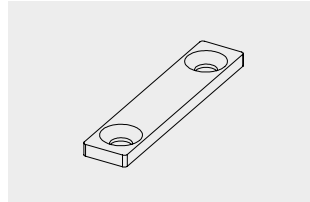


# ACCESSORI ACCESSORIES

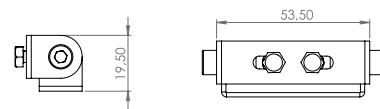
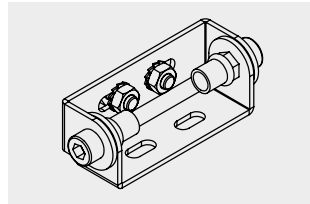
**ESTRO JAM**  
Molla Spring



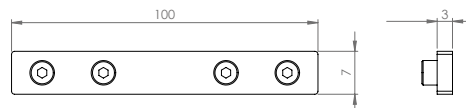
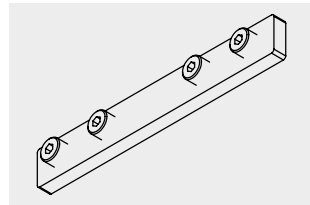
**ESTRO JAMAG**  
KIT di fissaggio magnetico *Magnetic fixing clip*



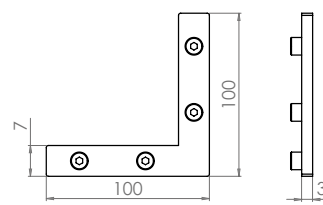
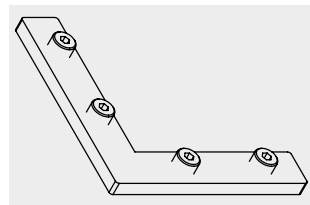
**ESTRO JAKIT01**  
Staffa orientamento barre *Bar adjusting bracket*




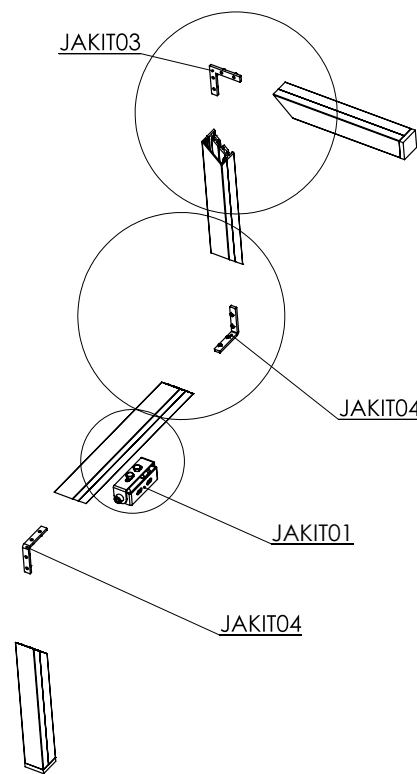
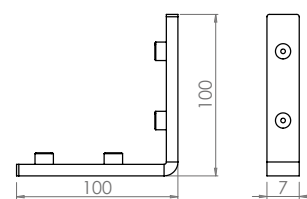
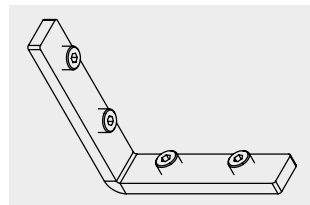
**ESTRO JAKIT02**  
Giunto lineare *Linear joint*



**ESTRO JAKIT03**  
Giunto a L L joint



**ESTRO JAKIT04**  
Angolo verticale *Vertical angle*




**SUPERFICIE/SURFACE**  
ESTRO AGGANCIO CON CLIP A MOLLA O MAGNETE - SOTTOPENSILI  
ESTRO CLIP OR MAGNETIC FIXING SYSTEM - UNDER UNITS

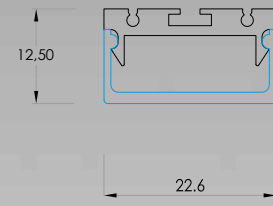
ESTRO JZ | JX



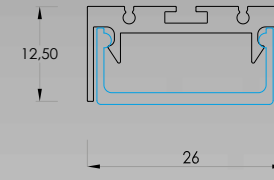
MADE IN ITALY



ESTRO JZ



ESTRO JX



## COME ORDINARE HOW TO ORDER

### CREAZIONE CODICE CODE CREATION

J X

PROFILO  
PROFILE

JX Estro JX  
JZ Estro JZ

O

DIFFUSORE  
DIFFUSER

O Opal  
T Microprismatic

I Blind

A

POTENZA  
POWER

A 19 W/m | 2000lm/m | 196 LED/m | **STRIP**  
B 10 W/m | 1120lm/m | 196 LED/m | **BAR**  
D 20 W/m | 2200lm/m | 196 LED/m | **BAR**  
F 20 W/m | 1700lm/m | 196 LED/m | **FRESH MEAT | BAR**  
V 14.4 W/m | 1350lm/m | 1238 LED/m | **STRIP SLIM**  
X 10 W/m | 985lm/m | 196 LED/m | **STRIP SLIM**  
O RGB | 14.4 W/m | 60 LED/m | **STRIP**  
P RGB+W | 19.2 W/m | 60 LED/m | **STRIP**  
R CTC | 16.5 W/m | 280 LED/m | **STRIP**  
T RGB+CTC | 19.2 W/m | 96 LED/m | **STRIP**  
S IP67 17,3 W/m | 1810lm/m | 168 LED/m | **STRIP**

O -

A

TEMP. COLORE  
TEMPERATURE

A 2700K  
B 3000K  
C 4000K  
D 3500K  
(per/for A,B,D,E)  
RGB  
RGB+W  
O CTC  
RGB+CTC  
FRESH MEAT

O -

O

OTTICA  
BEAM

O Diffuse

O -

0 0 5 0 0

LUNGHEZZA  
LENGTH

**ESEMPIO EXAMPLE**  
00500 500 mm  
01000 1000 mm

**ESEMPIO EXAMPLE**  
00500 500 mm  
01000 1000 mm

O

COLORE COVER  
COVER COLOR

**OPALE/MICROPRISMATICO**  
**OPAL/MICROPRISMATIC**

O Opale/Trasparente  
Opal/Transparent

**ALTRI OTHER**

A Alluminio anodizzato  
Anodized aluminium  
W RAL9016 bianco ragg.  
White wrinkle  
B RAL 9005 nero ragg.  
RAL 9005 black wrinkle  
G RAL 9006 grigio ragg.  
RAL 9006 grey wrinkle  
C Corten ragg.  
Corten wrinkle  
L RAL 9005 nero lucido  
Black glossy  
D RAL 1013 panna ragg.  
Cream wrinkle  
E RAL 9010 bianco ragg.  
White wrinkle  
F RAL 3020 rosso lucido  
Red glossy  
H RAL 1036 oro verniciato  
Painted gold  
I RAL 5026 blu metallizz.  
Metallic Blue  
K RAL 2000 arancio lucido  
Orange glossy  
M Oro  
Gold  
N Oro opaco  
Gold matt  
O Cromo  
Chrome  
P Cromo opaco  
Chrome matt  
Q Cromo nero  
Chrome black  
R Cromo opaco  
Chrome matt  
S Cromo nero  
Chrome black  
T Bronzo base Ottone  
Bronze Brass base  
U Bronzo base Rame  
Bronze Copper base

**FINITURE SPECIALI**  
**SU RICHIESTA** (vedi p. 12)  
**SPECIAL FINISHING**  
**ON REQUEST** (see p. 12)

A

COLORE CORPO  
BODY COLOR

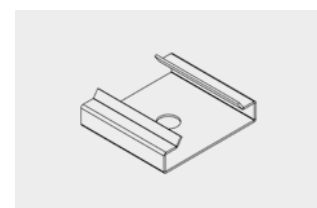
**TUTTI ALL**

A Alluminio anodizzato  
Anodized aluminium  
W RAL9016 bianco ragg.  
White wrinkle  
B RAL 9005 nero ragg.  
RAL 9005 black wrinkle  
G RAL 9006 grigio ragg.  
RAL 9006 grey wrinkle  
C Corten ragg.  
Corten wrinkle  
L RAL 9005 nero lucido  
Black glossy  
D RAL 1013 panna ragg.  
Cream wrinkle  
E RAL 9010 bianco ragg.  
White wrinkle  
F RAL 3020 rosso lucido  
Red glossy  
H RAL 1036 oro verniciato  
Painted gold  
I RAL 5026 blu metallizz.  
Metallic Blue  
K RAL 2000 arancio lucido  
Orange glossy  
M Oro  
Gold  
N Oro opaco  
Gold matt  
O Cromo  
Chrome  
P Cromo opaco  
Chrome matt  
Q Cromo nero  
Chrome black  
R Bronzo base Ottone  
Bronze Brass base  
S Bronzo base Rame  
Bronze Copper base  
T Ottone  
Brass  
U Rame  
Copper

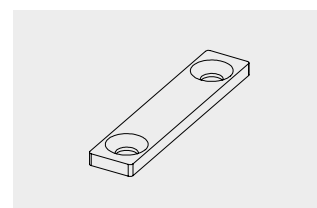
**FINITURE SPECIALI**  
**SU RICHIESTA** (vedi p. 12)  
**SPECIAL FINISHING**  
**ON REQUEST** (see p. 12)

## ACCESSORI ACCESSORIES

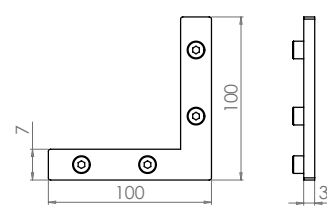
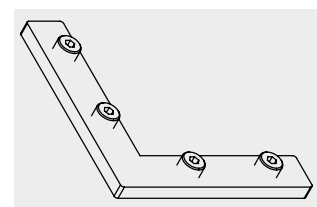
**ESTRO JZM**  
Clip Clip



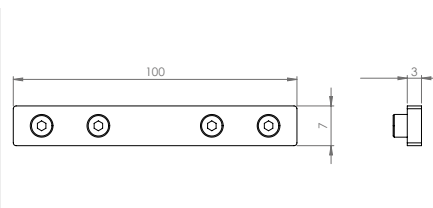
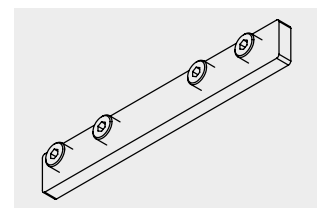
**ESTRO JZMAG**  
KIT di fissaggio magnetico Magnetic fixing clip




**ESTRO JZKIT03**  
Giunto a L L joint



**ESTRO JZKIT02**  
Giunto lineare Linear joint







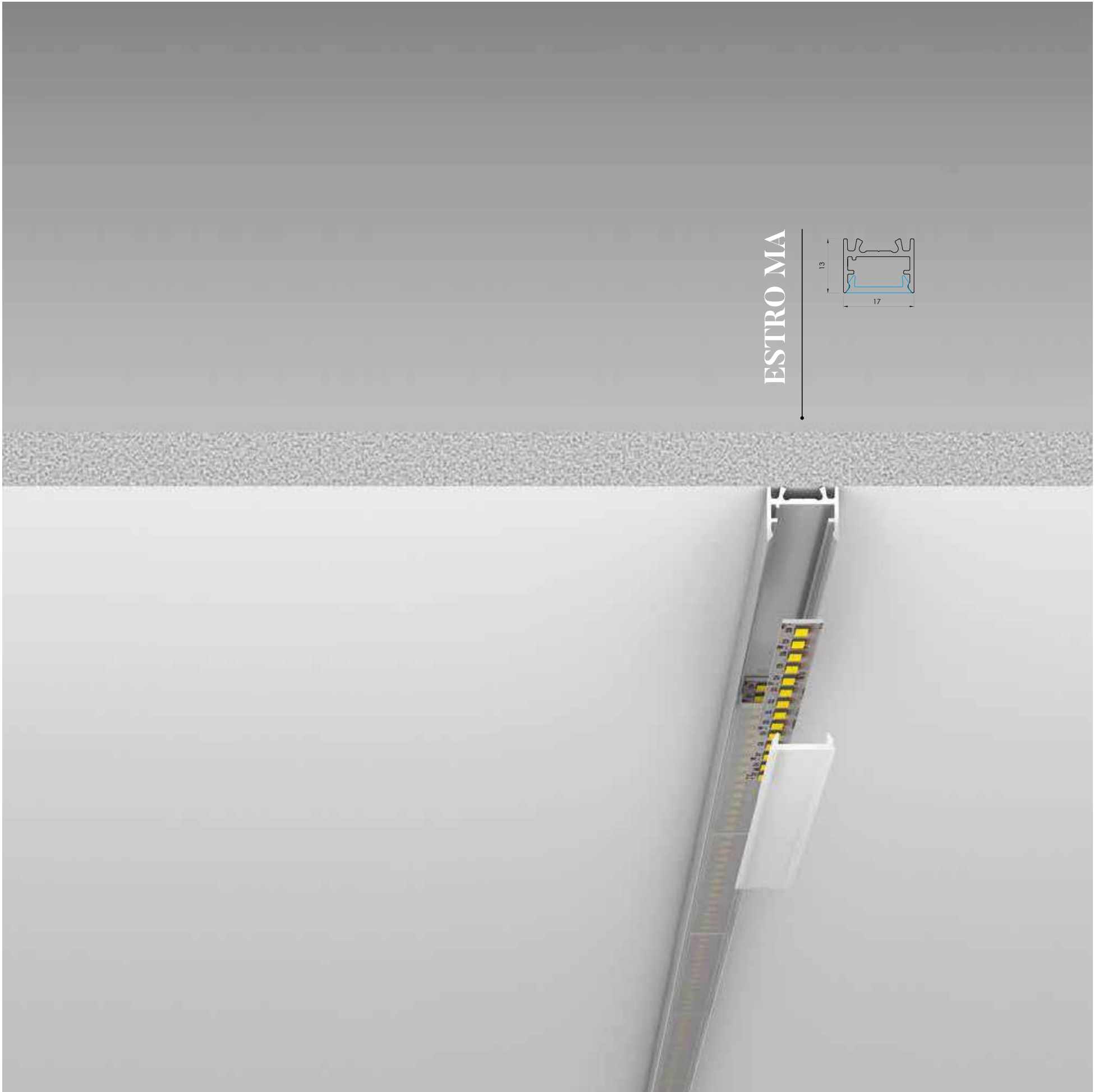
## SUPERFICIE/SURFACE

ESTRO AGGANCIO CON CLIP A MOLLA O MAGNETE - SERIE QUICK  
ESTRO CLIP OR MAGNETIC FIXING SYSTEM - QUICK SERIES

ESTRO MA



MADE IN ITALY



## COME ORDINARE HOW TO ORDER

### CREAZIONE CODICE CODE CREATION

M A

PROFILO  
PROFILE

MA Estro MA

O

DIFFUSORE  
DIFFUSER

O Opal

A

POTENZA  
POWER

A	19 W/m   2000lm/m   196 LED/m   <b>STRIP</b>
B	10 W/m   1120lm/m   196 LED/m   <b>BAR</b>
D	20 W/m   2200lm/m   196 LED/m   <b>BAR</b>
F	20 W/m   1700lm/m   196 LED/m   <b>FRESH MEAT   BAR</b>
V	14.4 W/m   1350lm/m   238 LED/m   <b>STRIP SLIM</b>
X	10 W/m   985lm/m   196 LED/m   <b>STRIP SLIM</b>
O	RGB   14.4 W/m   60 LED/m   <b>STRIP</b>
R	CTC   16.5 W/m   280 LED/m   <b>STRIP</b>

A

TEMP. COLORE  
TEMPERATURE

A	2700K
B	3000K
C	4000K
D	3500K (per/for A,B,D)
RGB	RGB
O	CTC FRESH MEAT

O

OTTICA  
BEAM

O Diffuse

O O 5 0 0

LUNGHEZZA  
LENGTH

ESEMPIO EXAMPLE	
00500	500 mm
01000	1000 mm

O

COLORE COVER  
COVER COLOR

OPALE/MICROPRISMATICO  
OPAL/MICROPRISMATIC

O Opale  
Opal

A

COLORE CORPO  
BODY COLOR

TUTTI ALL

A	Alluminio anodizzato Anodized aluminium
W	RAL9016 bianco ragg. White wrinkle
B	RAL 9005 nero ragg. RAL 9005 black wrinkle
G	RAL 9006 grigio ragg. RAL 9006 grey wrinkle
C	Corten ragg. Corten wrinkle
L	RAL 9005 nero lucido Black glossy
D	RAL 1013 panna ragg. Cream wrinkle
E	RAL 9010 bianco ragg. White wrinkle
F	RAL 3020 rosso lucido Red glossy
H	RAL 1036 oro verniciato Painted gold
I	RAL 5026 blu metallizz. Metallic Blue
K	RAL 2000 arancio lucido Orange glossy

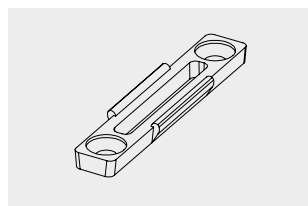
**FINITURE SPECIALI**  
**SU RICHIESTA** (vedi p. 12)  
**SPECIAL FINISHING**  
**ON REQUEST** (see p. 12)

Finiture GALVANICHE non disponibili / GALVANIC finishing not available

## ACCESSORI ACCESSORIES

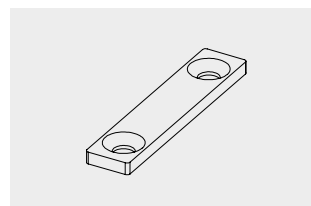
### ESTRO SAM

Clip di fissaggio Fixing clip



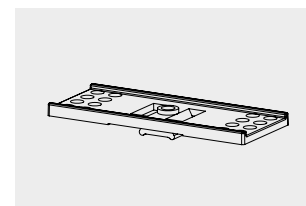
### ESTRO SAMAG

KIT di fissaggio magnetico Magnetic fixing clip



### ESTRO MAS

Clip per installazioni trimless/ Trimless clip




**SUPERFICIE/SURFACE**

ESTRO AGGANCIO CON CLIP A MOLLA O MAGNETE - SERIE-S  
ESTRO CLIP OR MAGNETIC FIXING SYSTEM - S-SERIES

**ESTRO SA | SB | SZ**



MADE IN ITALY



# COME ORDINARE HOW TO ORDER

## CREAZIONE CODICE CODE CREATION


S A


### PROFILO PROFILE

- SA Estro SA
- SB Estro SB
- SZ Estro SZ

O

### DIFFUSORE DIFFUSER

 O Opal

 F S-Power

 D S-Excel

 G S-Comfort

 I Blind

C

### POTENZA POWER

- C 10 W/m I 1120lm/m I 196 LED/m I **BAR SLIM**
- V 14.4 W/m I 1350lm/m I 238 LED/m I **STRIP SLIM**
- X 10 W/m I 985lm/m I 196 LED/m I **STRIP SLIM**
- M 9 W/m RGB **STRIP SLIM** I 120 LED/m

Q 3.6 W/mod I 460lm/mod I 7 LED/mod (140 mm)

Q 3.6 W/mod I 460lm/mod I 7 LED/mod (140 mm)

Q 3.6 W/mod I 460lm/mod I 7 LED/mod (140 mm)

O -

A

### TEMP. COLORE TEMPERATURE

- A 2700K
- B 3000K
- C 4000K
- D 3500K (per/for C)
- O RGB

- A 2700K
- B 3000K
- C 4000K
- D 3500K

- A 2700K
- B 3000K
- C 4000K
- D 3500K

- A 2700K
- B 3000K
- C 4000K
- D 3500K

O -

O

### OTTICA BEAM

O Diffuse

- 1 Cover a filo / Wire cover
- 2 Cover svasata / Vased cover

- 3 Riflettore tondo / round reflector
- 4 Riflettore quadrato / square reflector

- 5 Cover quadrata / square cover
- 6 Cover rettangolare / rectangular cover
- 7 Cover tonda / round cover

O -

O O 5 0 0

### LUNGHEZZA LENGTH

- ESEMPIO EXAMPLE**
- 00500 500 mm
  - 01000 1000 mm

- ESEMPIO EXAMPLE**
- 00001 1 Module
  - 00005 5 Modules

- ESEMPIO EXAMPLE**
- 00001 1 Module
  - 00005 5 Modules

- ESEMPIO EXAMPLE**
- 00001 1 Module
  - 00005 5 Modules

- ESEMPIO EXAMPLE**
- 00500 500 mm
  - 01000 1000 mm

O

### COLORE COVER COVER COLOR

**OPALE/MICROPRISMATICO  
OPAL/MICROPRISMATIC**

O Opale/Trasparente  
Opal/Transparent

#### ALTRI OTHER

- A Alluminio anodizzato  
Anodized aluminium
- W RAL9016 bianco ragg.  
White wrinkle
- B RAL 9005 nero ragg.  
RAL 9005 black wrinkle
- G RAL 9006 grigio ragg.  
RAL 9006 grey wrinkle
- C Corten ragg.  
Corten wrinkle
- L RAL 9005 nero lucido  
Black glossy
- D RAL 1013 panna ragg.  
Cream wrinkle
- E RAL 9010 bianco ragg.  
White wrinkle
- F RAL 3020 rosso lucido  
Red glossy
- H RAL 1036 oro verniciato  
Painted gold
- I RAL 5026 blu metallizz.  
Metallic Blue
- K RAL 2000 arancio lucido  
Orange glossy
- M Oro  
Gold
- N Oro opaco  
Gold matt
- O Cromo  
Chrome
- P Cromo opaco  
Chrome matt
- Q Cromo nero  
Chrome black
- R Bronzo base Ottone  
Bronze Brass base
- S Bronzo base Rame  
Bronze Copper base
- T Ottone  
Brass
- U Rame  
Copper

**FINITURE SPECIALI  
SU RICHIESTA (vedi p. 12)  
SPECIAL FINISHING  
ON REQUEST (see pag. 12)**

A

### COLORE CORPO BODY COLOR

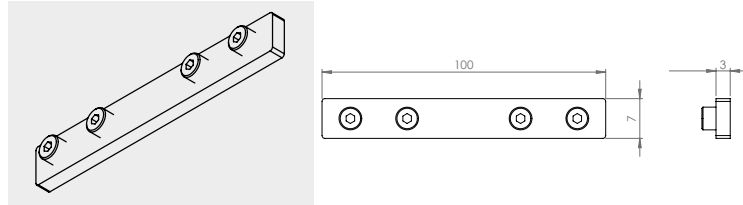
#### TUTTI ALL

- A Alluminio anodizzato  
Anodized aluminium
- W RAL9016 bianco ragg.  
White wrinkle
- B RAL 9005 nero ragg.  
RAL 9005 black wrinkle
- G RAL 9006 grigio ragg.  
RAL 9006 grey wrinkle
- C Corten ragg.  
Corten wrinkle
- L RAL 9005 nero lucido  
Black glossy
- D RAL 1013 panna ragg.  
Cream wrinkle
- E RAL 9010 bianco ragg.  
White wrinkle
- F RAL 3020 rosso lucido  
Red glossy
- H RAL 1036 oro verniciato  
Painted gold
- I RAL 5026 blu metallizz.  
Metallic Blue
- K RAL 2000 arancio lucido  
Orange glossy
- M Oro  
Gold
- N Oro opaco  
Gold matt
- O Cromo  
Chrome
- P Cromo opaco  
Chrome matt
- Q Cromo nero  
Chrome black
- R Bronzo base Ottone  
Bronze Brass base
- S Bronzo base Rame  
Bronze Copper base
- T Ottone  
Brass
- U Rame  
Copper

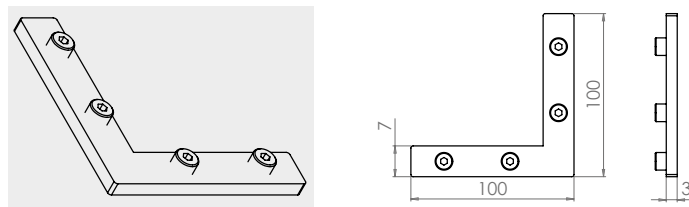
**FINITURE SPECIALI  
SU RICHIESTA (vedi p. 12)  
SPECIAL FINISHING  
ON REQUEST (see pag. 12)**

# ACCESSORI ACCESSORIES

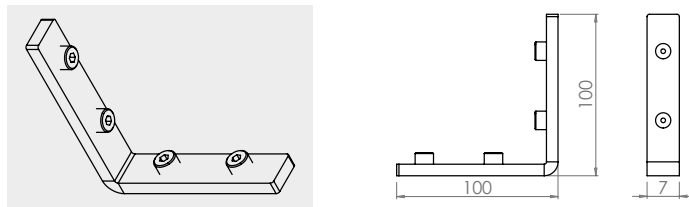
**ESTRO SAKIT02** (solo per SA, SB Only for SA, SB)  
Giunto lineare Linear joint



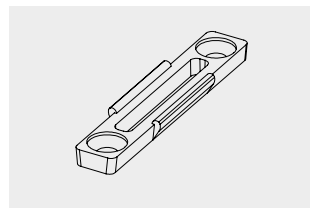
**ESTRO SAKIT03** (solo per SA, SB Only for SA, SB)  
Giunto a L L joint



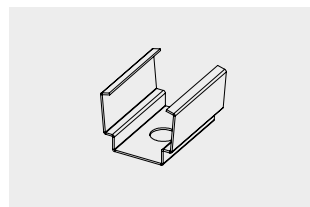
**ESTRO SAKIT04** (solo per SA, SB Only for SA, SB)  
Angolo verticale Vertical angle



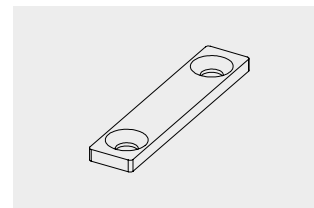
**ESTRO SAM** (solo per SA, SB Only for SA, SB)  
Clip di fissaggio Fixing clip



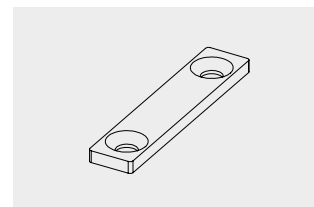
**ESTRO SZM** (solo per SZ Only for SZ)  
Clip Clip



**ESTRO SAMAG** (solo per SA, SB Only for SA, SB)  
KIT di fissaggio magnetico Magnetic fixing clip



**ESTRO SZMAG** (solo per SZ Only for SZ)  
KIT di fissaggio magnetico Magnetic fixing clip





## **ESTRO ANGOLARI ESTRO CORNER**

ESTRO AGGANCIO CON CLIP O MAGNETE QUANDO  
DISPONIBILE  
ESTRO WITH CLIP OR WHEN IT IS POSSIBLE TO SUPPLY THE MAGNET

Il sistema Estro prevede soluzioni con strutture in estruso di alluminio appositamente studiate e realizzate che consentono, grazie all'inclinazione del cono di luce, di esaltare spazi, di caratterizzare i volumi, di suggerire atmosfere evocative e sognanti tra luce e ombra, tra pieno e vuoto.

The Estro system provides solutions with specially designed and created extruded aluminium structures that, thanks to the inclination of the light cone, enhance spaces, characterise volumes, suggest evocative and dreamy atmospheres between light and shadow, between full and empty areas.



## ANGOLARI/CORNER

ESTRO AGGANCIO CON CLIP A MOLLA O MAGNETI  
ESTRO CLIP OR MAGNETIC FIXING SYSTEM

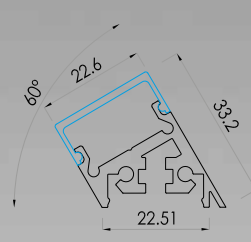
ESTRO JD | JE | JF | JY\*

\*Solo con fissaggio a CLIP  
\*Only with CLIP fixing



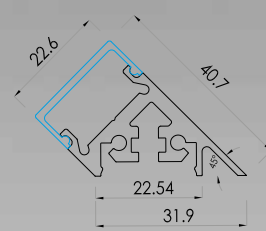
  
MADE IN ITALY

ESTRO JF



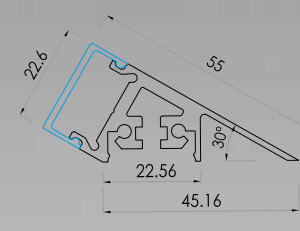
60°

ESTRO JE



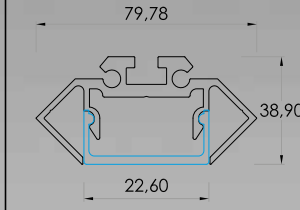
45°

ESTRO JD



30°

ESTRO JY\*



\*Solo con fissaggio a CLIP  
 \*Only with CLIP fixing



# COME ORDINARE HOW TO ORDER

## CREAZIONE CODICE CODE CREATION

J D

### PROFILO PROFILE

- JD** Estro JD
- JE** Estro JE
- JF** Estro JF
- JY** Estro JY\*


\*Solo con fissaggio a CLIP  
\*Only with CLIP fixing

O

### DIFFUSORE DIFFUSER

-  **O** Opal
-  **T** Microprismatic

-  **P** Power

-  **A** Comfort C1
-  **B** Comfort C2
-  **C** Comfort C3
-  **E** Excel

-  **R** Reflecta

-  **S** Spot

-  **I** Blind

A

### POTENZA POWER

- A** 19 W/m | 2000lm/m | 196 LED/m | **STRIP**
- B** 10 W/m | 1120lm/m | 196 LED/m | **BAR**
- D** 20 W/m | 2200lm/m | 196 LED/m | **BAR**
- E** 30 W/m | 3480lm/m | 392 LED/m | **BAR**
- F** 20 W/m | 1700lm/m | 196 LED/m | **FRESH MEAT | BAR**
- I** 27 W/m | 5280lm/m | 240 LED/m | **STRIP**
- V** 14.4 W/m | 1350lm/m | 238 LED/m | **STRIP SLIM**
- X** 10 W/m | 985lm/m | 196 LED/m | **STRIP SLIM**
- O** RGB | 14.4 W/m 60 LED/m | **STRIP**
- P** RGB+W | 19.2 W/m 60 LED/m | **STRIP**
- R** CTC | 16.5 W/m | 280 LED/m | **STRIP**
- T** RGB +CTC | 19.2 W/m | 96 LED/m | **STRIP**
- S** IP67 17,3 W/m | 1810lm/m | 168 LED/m | **STRIP**

- L** 9 W/mod | 1080lm/mod | 7 LED/mod (140 mm)

- L** 9 W/mod | 1080lm/mod | 7 LED/mod (140 mm)

- C** 10 W/m | 1120lm/m | 196 LED/m | **BAR SLIM**
- V** 14.4 W/m | 1350lm/m | 238 LED/m | **STRIP LED**
- X** 10 W/m | 985lm/m | 196 LED/m | **STRIP LED**

- O** -

- O** -

A

### TEMP. COLORE TEMPERATURE

- A** 2700K
- B** 3000K
- C** 4000K
- D** 3500K (per/for A,B,D,E)
- RGB**
- RGB+W**
- O** CTC
- RGB+CTC**
- FRESH MEAT**

- A** 2700K
- B** 3000K
- C** 4000K
- D** 3500K
- X** 3000-5700K (MIX)
- T** TUNABLE WHITE

- A** 2700K
- B** 3000K
- C** 4000K
- D** 3500K
- X** 3000-5700K (MIX)
- T** TUNABLE WHITE

- A** 2700K
- B** 3000K
- C** 4000K
- D** 3500K (per/for C)

- O** -

- O** -

O

### OTTICA BEAM

- O** Diffuse

- B** 25°
- D** 40°
- E** 60°
- F** 80°
- H** 30° x 65°

- A** 20°
- C** 35°

- I** Wall Washer
- L** Wide
- M** Extra Wide

- O** -

- O** -

O O 5 0 0

### LUNGHEZZA LENGTH

- ESEMPIO EXAMPLE**
- 00500** 500 mm
- 01000** 1000 mm

- ESEMPIO EXAMPLE**
- 00001** 1 Module
- 00005** 5 Modules

- ESEMPIO EXAMPLE**
- 00001** 1 Module
- 00005** 5 Modules

- ESEMPIO EXAMPLE**
- 00500** 500 mm
- 01000** 1000 mm

- ESEMPIO EXAMPLE**
- 00001** 1 Module
- 00005** 5 Modules

- ESEMPIO EXAMPLE**
- 00500** 500 mm
- 01000** 1000 mm

O

### COLORE COVER COVER COLOR

- OPALE/MICROPRISMATICO OPAL/MICROPRISMATIC**
- O** Opale/Trasparente Opal/Transparent

#### ALTRI OTHER

- A** Alluminio anodizzato Anodized aluminium
- W** RAL9016 bianco ragg. White wrinkle
- B** RAL 9005 nero ragg. RAL 9005 black wrinkle
- G** RAL 9006 grigio ragg. RAL 9006 grey wrinkle
- C** Corten ragg. Corten wrinkle
- L** RAL 9005 nero lucido Black glossy
- D** RAL 1013 panna ragg. Cream wrinkle
- E** RAL 9010 bianco ragg. White wrinkle
- F** RAL 3020 rosso lucido Red glossy
- H** RAL 1036 oro verniciato Painted gold
- I** RAL 5026 blu metallizz. Metallic Blue
- K** RAL 2000 arancio lucido Orange glossy
- M** Oro Gold
- N** Oro opaco Gold matt
- O** Cromo Chrome
- P** Cromo opaco Chrome matt
- Q** Cromo nero Chrome black
- R** Cromo nero Ottone Chrome black
- R** Bronzo base Ottone Bronze Brass base
- S** Bronzo base Rame Bronze Copper base
- T** Ottone Brass
- U** Rame Copper

#### FINITURE SPECIALI SU RICHIESTA (vedi p. 12) SPECIAL FINISHING ON REQUEST (see p. 12)

A

### COLORE CORPO BODY COLOR

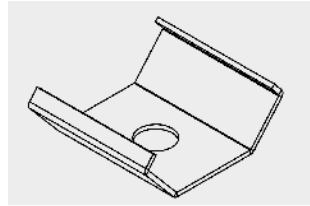
#### TUTTI ALL

- A** Alluminio anodizzato Anodized aluminium
- W** RAL9016 bianco ragg. White wrinkle
- B** RAL 9005 nero ragg. RAL 9005 black wrinkle
- G** RAL 9006 grigio ragg. RAL 9006 grey wrinkle
- C** Corten ragg. Corten wrinkle
- L** RAL 9005 nero lucido Black glossy
- D** RAL 1013 panna ragg. Cream wrinkle
- E** RAL 9010 bianco ragg. White wrinkle
- F** RAL 3020 rosso lucido Red glossy
- H** RAL 1036 oro verniciato Painted gold
- I** RAL 5026 blu metallizz. Metallic Blue
- K** RAL 2000 arancio lucido Orange glossy
- M** Oro Gold
- N** Oro opaco Gold matt
- O** Cromo Chrome
- P** Cromo opaco Chrome matt
- Q** Cromo nero Chrome black
- R** Bronzo base Ottone Bronze Brass base
- S** Bronzo base Rame Bronze Copper base
- T** Ottone Brass
- U** Rame Copper

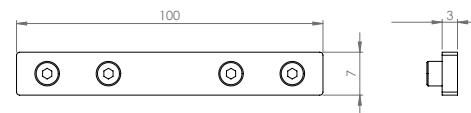
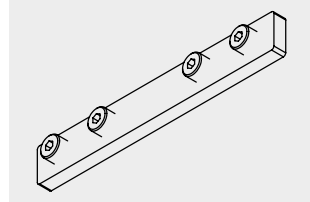
#### FINITURE SPECIALI SU RICHIESTA (vedi p. 12) SPECIAL FINISHING ON REQUEST (see p. 12)

# ACCESSORI ACCESSORIES


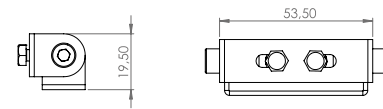
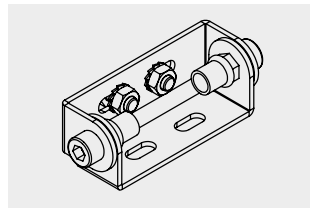
## ESTRO JAM Molla Spring



## ESTRO JAKIT02 Giunto lineare Linear joint



## ESTRO JAKIT01 (solo per JD Only for JD) Staffa orientamento barre Bar adjusting bracket



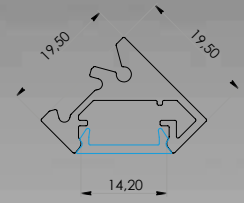
## ANGOLARI/CORNER

ESTRO AGGANCIO CON CLIP A MOLLA O MAGNETI - SERIE QUICK  
ESTRO CLIP OR MAGNET FIXING SYSTEM - QUICK SERIES

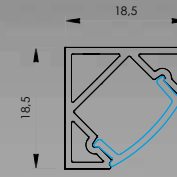
ESTRO ME | MV

  
MADE IN ITALY

ESTRO ME



45°



ESTRO MV\*

\*Disponibile sino ad esaurimento scorta  
\*Available until stocks lost

45°



## COME ORDINARE HOW TO ORDER

CREAZIONE CODICE CODE CREATION

M E

PROFILO  
PROFILE

ME Estro ME  
MV Estro MV

O

DIFFUSORE  
DIFFUSER

O Opal

A

POTENZA  
POWER

A 19 W/m | 2000lm/m | 196 LED/m | **STRIP**  
 B 10 W/m | 1120lm/m | 196 LED/m | **BAR**  
 D 20 W/m | 2200lm/m | 196 LED/m | **BAR**  
 F 20 W/m | 1700lm/m | 196 LED/m |  
 FRESH MEAT | **BAR**  
 I\* 27 W/m | 5280lm/m | 240 LED/m | **STRIP**  
 V 14.4 W/m | 1350lm/m | 238 LED/m |  
**STRIP SLIM**  
 X 10 W/m | 985lm/m | 196 LED/m |  
**STRIP SLIM**  
 O RGB | 14.4 W/m 60 LED/m | **STRIP**  
 R CTC | 16.5 W/m | 280 LED/m | **STRIP**

\* solo per ME Only for ME

A

TEMP. COLORE  
TEMPERATURE

A 2700K  
 B 3000K  
 C 4000K  
 D 3500K  
 (per/for A,B,D)  
 RGB  
 O CTC  
 FRESH MEAT

O

OTTICA  
BEAM

O Diffuse

O O 5 O O

LUNGHEZZA  
LENGTH

**ESEMPIO EXAMPLE**  
 00500 500 mm  
 01000 1000 mm

O

COLORE COVER  
COVER COLOR

**OPALE/MICROPRISMATICO**  
**OPAL/MICROPRISMATIC**  
 O Opale  
 Opal

A

COLORE CORPO  
BODY COLOR

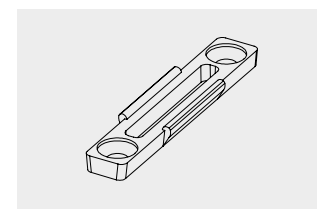
**TUTTI ALL**  
 A Alluminio anodizzato  
 Anodized aluminium  
 W RAL9016 bianco ragg.  
 White wrinkle  
 B RAL 9005 nero ragg.  
 RAL 9005 black wrinkle  
 G RAL 9006 grigio ragg.  
 RAL 9006 grey wrinkle  
 C Corten ragg.  
 Corten wrinkle  
 L RAL 9005 nero lucido  
 Black glossy  
 D RAL 1013 panna ragg.  
 Cream wrinkle  
 E RAL 9010 bianco ragg.  
 White wrinkle  
 F RAL 3020 rosso lucido  
 Red glossy  
 H RAL 1036 oro verniciato  
 Painted gold  
 I RAL 5026 blu metallizz.  
 Metallic Blue  
 K RAL 2000 arancio lucido  
 Orange glossy

**FINITURE SPECIALI**  
**SU RICHIESTA** (vedi p. 12)  
**SPECIAL FINISHING**  
**ON REQUEST** (see p. 12)

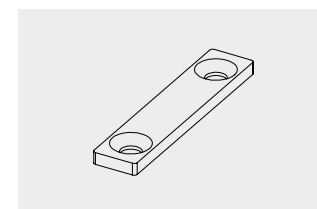
Finiture GALVANICHE non disponibili / GALVANIC finishing not available

## ACCESSORI ACCESSORIES

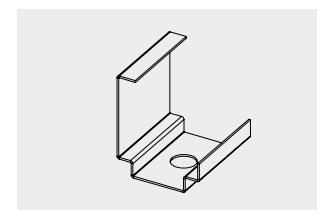
**ESTRO SAM** (solo per ME Only for ME)  
 Clip Clip



**ESTRO SAMAG** (solo per ME Only for ME)  
 KIT di fissaggio magnetico Magnetic fixing clip



**ESTRO MVM** (solo per MV Only for MV)  
 Clip Clip



## ANGOLARI/CORNER

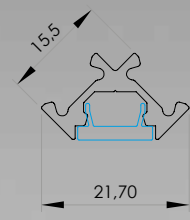
ESTRO AGGANCIO CON CLIP A MOLLA O MAGNETI SERIE-S  
ESTRO CLIP OR MAGNET FIXING SYSTEM S-SERIES

ESTRO SD | SE | SY



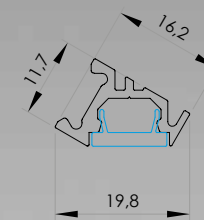


ESTRO SE



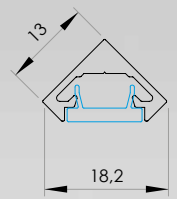
45°

ESTRO SD



30°

ESTRO SY



45°

## COME ORDINARE HOW TO ORDER

### CREAZIONE CODICE CODE CREATION

S D

#### PROFILO PROFILE

- SD** Estro SD
- SE** Estro SE
- SY** Estro SY

O

#### DIFFUSORE DIFFUSER

-  **O** Opal
-  **T** Microprismatic

-  **F** S-Power

-  **D** S-Excel

-  **G** S-Comfort

-  **I** Blind

C

#### POTENZA POWER

- C** 10 W/m | 1120lm/m | 196 LED/m | **BAR SLIM**
- V** 14.4 W/m | 1350lm/m | 238 LED/m | **STRIP SLIM**
- X** 10 W/m | 985lm/m | 196 LED/m | **STRIP SLIM**
- M** 9 W/m RGB **STRIP SLIM** | 120 LED/m

- Q** 3.6 W/mod | 460lm/mod | 7 LED/mod (140 mm)

- Q** 3.6 W/mod | 460lm/mod | 7 LED/mod (140 mm)

- Q** 3.6 W/mod | 460lm/mod | 7 LED/mod (140 mm)

- O** -

A

#### TEMP. COLORE TEMPERATURE

- A** 2700K
- B** 3000K
- C** 4000K
- D** 3500K (per/for C)
- O** RGB

- A** 2700K
- B** 3000K
- C** 4000K
- D** 3500K

- A** 2700K
- B** 3000K
- C** 4000K
- D** 3500K

- A** 2700K
- B** 3000K
- C** 4000K
- D** 3500K

- O** -

O

#### OTTICA BEAM

- O** Diffuse

- 1** Cover a filo / Wire cover
- 2** Cover svasata / Vased cover

- 3** Riflettore tondo / round reflector
- 4** Riflettore quadrato / square reflector

- 5** Cover quadrata / square cover
- 6** Cover rettangolare / rectangular cover
- 7** Cover tonda / round cover

- O** -

O O 5 0 0

#### LUNGHEZZA LENGTH

- ESEMPIO EXAMPLE**
- 00500** 500 mm
  - 01000** 1000 mm

- ESEMPIO EXAMPLE**
- 00001** 1 Module
  - 00005** 5 Modules

- ESEMPIO EXAMPLE**
- 00001** 1 Module
  - 00005** 5 Modules

- ESEMPIO EXAMPLE**
- 00001** 1 Module
  - 00005** 5 Modules

- ESEMPIO EXAMPLE**
- 00500** 500 mm
  - 01000** 1000 mm

O

#### COLORE COVER COVER COLOR

- OPALE/MICROPRISMATICO OPAL/MICROPRISMATIC**
- O** Opale/Trasparente Opal/Transparent

#### ALTRI OTHER

- A** Alluminio anodizzato Anodized aluminium
- W** RAL9016 bianco ragg. White wrinkle
- B** RAL 9005 nero ragg. RAL 9005 black wrinkle
- G** RAL 9006 grigio ragg. RAL 9006 grey wrinkle
- C** Corten ragg. Corten wrinkle
- L** RAL 9005 nero lucido Black glossy
- D** RAL 1013 panna ragg. Cream wrinkle
- E** RAL 9010 bianco ragg. White wrinkle
- F** RAL 3020 rosso lucido Red glossy
- H** RAL 1036 oro verniciato Painted gold
- I** RAL 5026 blu metallizz. Metallic Blue
- K** RAL 2000 arancio lucido Orange glossy
- M** Oro Gold
- N** Oro opaco Gold matt
- O** Cromo Chrome
- P** Cromo opaco Chrome matt
- Q** Cromo nero Chrome black
- R** Bronzo base Ottone Bronze Brass base
- S** Bronzo base Rame Bronze Copper base
- T** Ottone Brass
- U** Rame Copper

**FINITURE SPECIALI SU RICHIESTA (vedi p. 12) SPECIAL FINISHING ON REQUEST (see p. 12)**

A

#### COLORE CORPO BODY COLOR

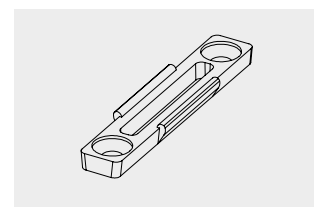
#### TUTTI ALL

- A** Alluminio anodizzato Anodized aluminium
- W** RAL9016 bianco ragg. White wrinkle
- B** RAL 9005 nero ragg. RAL 9005 black wrinkle
- G** RAL 9006 grigio ragg. RAL 9006 grey wrinkle
- C** Corten ragg. Corten wrinkle
- L** RAL 9005 nero lucido Black glossy
- D** RAL 1013 panna ragg. Cream wrinkle
- E** RAL 9010 bianco ragg. White wrinkle
- F** RAL 3020 rosso lucido Red glossy
- H** RAL 1036 oro verniciato Painted gold
- I** RAL 5026 blu metallizz. Metallic Blue
- K** RAL 2000 arancio lucido Orange glossy
- M** Oro Gold
- N** Oro opaco Gold matt
- O** Cromo Chrome
- P** Cromo opaco Chrome matt
- Q** Cromo nero Chrome black
- R** Bronzo base Ottone Bronze Brass base
- S** Bronzo base Rame Bronze Copper base
- T** Ottone Brass
- U** Rame Copper

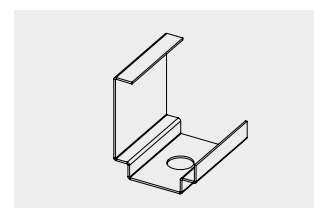
**FINITURE SPECIALI SU RICHIESTA (vedi p. 12) SPECIAL FINISHING ON REQUEST (see p. 12)**

## ACCESSORI ACCESSORIES

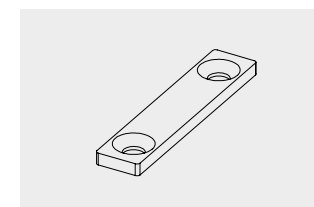
**ESTRO SAM (solo per SD, SE Only for SD, SE)**  
Clip di fissaggio Fixing clip



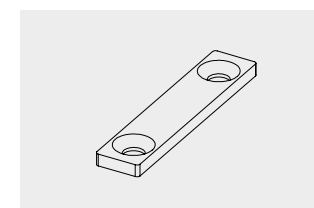
**ESTRO SYM (solo per SY Only for SY)**  
Clip Clip



**ESTRO SAMAG (solo per SD, SE Only for SD, SE)**  
KIT di fissaggio magnetico Magnetic fixing KIT



**ESTRO SZMAG (solo per SY Only for SY)**  
KIT di fissaggio magnetico Magnetic fixing KIT





## **ESTRO A PARETE** **ESTRO WALL**

La versatilità del progetto Estro crea prospettive innovative e straordinariamente creative per l'interior design. Con i tagli di luce a parete sarà possibile creare un'illuminazione ambientale completamente personalizzata: spazi lineari, perimetri o sezioni di pareti potranno essere creati dalla luce che andrà a scolpire le parti superiori o le parti inferiori, o entrambe con intensità diverse, con una soluzione semplice e totalmente integrata alle architetture.

The versatility of the Estro design creates innovative and extremely creative perspectives for interior design. With wall light cuts it's possible to create fully customised environmental lighting: linear spaces perimeters or wall sections can be created from the light that will sculpt the upper or lower areas, or both with different intensities, with a simple solution that is fully integrated with the architectures.


A PARETE/WALL

ESTRO JI | JV

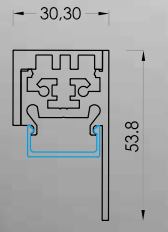
**PROIETTORE  
SPOTLIGHT**  
VEDI PAG/SEE PAG 286



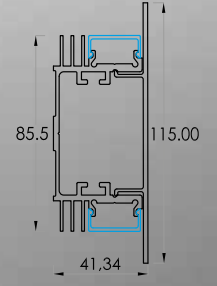
MADE IN ITALY



ESTRO JV



ESTRO JI



DRIVER INCLUSO  
DRIVER INCLUDED  
\* Per misure > 280mm  
\* For dimension > 280mm

# COME ORDINARE HOW TO ORDER

## CREAZIONE CODICE CODE CREATION

J I

### PROFILO PROFILE

J I Estro JI\*

O

### DIFFUSORE DIFFUSER

O Opal  
T Microprismatic

P Power

A Comfort C1  
B Comfort C2  
C Comfort C3  
E Excel

L Spotlight

Per ordinare i proiettori vedi p. 288  
To order the spotlight see p. 288

I Blind

A

### POTENZA POWER

A 19 W/m | 2000lm/m | 196 LED/m | **STRIP**  
B 10 W/m | 1120lm/m | 196 LED/m | **BAR**  
D 20 W/m | 2200lm/m | 196 LED/m | **BAR**  
E 30 W/m | 3480lm/m | 392 LED/m | **BAR**  
F 20 W/m | 1700lm/m | 196 LED/m | FRESH MEAT | **BAR**  
I 27 W/m | 5280lm/m | 240 LED/m | **STRIP**  
V 14.4 W/m | 1350lm/m | 238 LED/m | **STRIP SLIM**  
X 10 W/m | 985lm/m | 196 LED/m | **STRIP SLIM**  
O RGB | 14.4 W/m | 60 LED/m | **STRIP**  
P RGB+W | 19.2 W/m | 60 LED/m | **STRIP**  
R CTC | 16.5 W/m | 280 LED/m | **STRIP**  
T RGB + CTC | 19.2 W/m | 96 LED/m | **STRIP**  
S IP67 17,3 W/m | 1810lm/m | 168 LED/m | **STRIP**

L 9 W/mod | 1080lm/mod | 7 LED/mod (140 mm)

L 9 W/mod | 1080lm/mod | 7 LED/mod (140 mm)

O -

O -

A

### TEMP. COLORE TEMPERATURE

A 2700K  
B 3000K  
C 4000K  
D 3500K (per/for A,B,D,E)  
RGB  
RGB+W  
O CTC  
RGB+CTC  
FRESH MEAT

A 2700K  
B 3000K  
C 4000K  
D 3500K  
X 3000-5700K (MIX)  
T TUNABLE WHITE

A 2700K  
B 3000K  
C 4000K  
D 3500K  
X 3000-5700K (MIX)  
T TUNABLE WHITE

O -

O -

O

### OTTICA BEAM

O Diffuse

B 25°  
D 40°  
E 60°  
F 80°  
H 30° x 65°

A 20°  
C 35°

O -

O -

0 0 5 0 0

### LUNGHEZZA LENGTH

ESEMPIO EXAMPLE  
00500 500 mm  
01000 1000 mm

ESEMPIO EXAMPLE  
00001 1 Module  
00005 5 Modules

ESEMPIO EXAMPLE  
00001 1 Module  
00005 5 Modules

ESEMPIO EXAMPLE  
00500 500 mm  
01000 1000 mm

ESEMPIO EXAMPLE  
00500 500 mm  
01000 1000 mm

O

### COLORE COVER COVER COLOR

**OPALE/MICROPRISMATICO OPAL/MICROPRISMATIC**  
O Opale/Trasparente Opal/Transparent

#### ALTRI OTHER

A Alluminio anodizzato Anodized aluminium  
W RAL9016 bianco ragg. White wrinkle  
B RAL 9005 nero ragg. RAL 9005 black wrinkle  
G RAL 9006 grigio ragg. RAL 9006 grey wrinkle  
C Corten ragg. Corten wrinkle  
L RAL 9005 nero lucido RAL 9005 black glossy  
G RAL 9006 grigio ragg. RAL 9006 grey wrinkle  
C Corten ragg. Corten wrinkle  
L RAL 9005 nero lucido RAL 9005 black glossy  
D RAL 1013 panna ragg. Cream wrinkle  
E RAL 9010 bianco ragg. White wrinkle  
F RAL 3020 rosso lucido Red glossy  
H RAL 1036 oro verniciato Painted gold  
I RAL 5026 blu metallizz. Metallic Blue  
K RAL 2000 arancio lucido Orange glossy  
M Oro Gold  
N Oro opaco Gold matt  
O Cromo Chrome  
P Cromo opaco Chrome matt  
Q Oro Nero Chrome black  
R Bronzo base Ottone Bronze Brass base  
S Bronzo base Rame Bronze Copper base  
T Ottone Brass  
U Rame Copper

**FINITURE SPECIALI SU RICHIESTA (vedi p. 12) SPECIAL FINISHING ON REQUEST (see p. 12)**

W

### COLORE CORPO BODY COLOR

#### TUTTI ALL

W RAL9016 bianco ragg. White wrinkle  
B RAL 9005 nero ragg. RAL 9005 black wrinkle  
G RAL 9006 grigio ragg. RAL 9006 grey wrinkle  
C Corten ragg. Corten wrinkle  
L RAL 9005 nero lucido RAL 9005 black glossy  
D RAL 1013 panna ragg. Cream wrinkle  
E RAL 9010 bianco ragg. White wrinkle  
F RAL 3020 rosso lucido Red glossy  
H RAL 1036 oro verniciato Painted gold  
I RAL 5026 blu metallizz. Metallic Blue  
K RAL 2000 arancio lucido Orange glossy  
M Oro Gold  
N Oro opaco Gold matt  
O Cromo Chrome  
P Cromo opaco Chrome matt  
Q Oro Nero Chrome black  
R Bronzo base Ottone Bronze Brass base  
S Bronzo base Rame Bronze Copper base  
T Ottone Brass  
U Rame Copper

**FINITURE SPECIALI SU RICHIESTA (vedi p. 12) SPECIAL FINISHING ON REQUEST (see p. 12)**

\* Aggiungere "M" al codice per ordinare il profilo mono emissione \* Add "M" for mono-emission profile  
La misura ordinata sarà quella della palpebra (ingombro max), mentre il corpo del prodotto, sul quale è presente la sorgente luminosa scelta, sarà 100 mm (50+50mm per lato) più corta (salvo diverse indicazioni) / The ordered dimension is that of the aluminium cover (encumbrance max), the body of which the light source is installed is shorter than 100 mm (50+50mm by side), unless otherwise indicated.

# COME ORDINARE HOW TO ORDER

## CREAZIONE CODICE CODE CREATION

J V

### PROFILO PROFILE




JV Estro JV

O

### DIFFUSORE DIFFUSER

-  O Opal
-  T Microprismatic

-  P Power

-  A Comfort C1
-  B Comfort C2
-  C Comfort C3
-  E Excel

-  I Blind

A

### POTENZA POWER

- A 19 W/m | 2000lm/m | 196 LED/m | **STRIP**
- B 10 W/m | 1120lm/m | 196 LED/m | **BAR**
- D 20 W/m | 2200lm/m | 196 LED/m | **BAR**
- E 30 W/m | 3480lm/m | 392 LED/m | **BAR**
- F 20 W/m | 1700lm/m | 196 LED/m | FRESH MEAT | **BAR**
- I 27 W/m | 5280lm/m | 240 LED/m | **STRIP**
- V 14.4 W/m | 1350lm/m | 238 LED/m | **STRIP SLIM**
- X 10 W/m | 985lm/m | 196 LED/m | **STRIP SLIM**
- O RGB | 14.4 W/m 60 LED/m | **STRIP**
- P RGB+W | 19.2 W/m 60 LED/m | **STRIP**
- R CTC | 16.5 W/m | 280 LED/m | **STRIP**
- T RGB +CTC | 19.2 W/m | 96 LED/m | **STRIP**
- S IP67 17,3 W/m | 1810lm/m | 168 LED/m | **STRIP**

- L 9 W/mod | 1080lm/mod | 7 LED/mod (140 mm)

- L 9 W/mod | 1080lm/mod | 7 LED/mod (140 mm)

- O -

A

### TEMP. COLORE TEMPERATURE

- A 2700K
- B 3000K
- C 4000K
- D 3500K (per/for A,B,D,E)
- RGB
- RGB+W
- O CTC
- RGB+CTC
- FRESH MEAT

- A 2700K
- B 3000K
- C 4000K
- D 3500K
- X 3000-5700K (MIX)
- T TUNABLE WHITE

- A 2700K
- B 3000K
- C 4000K
- D 3500K
- X 3000-5700K (MIX)
- T TUNABLE WHITE

- O -

O

### OTTICA BEAM

- O Diffuse

- B 25°
- D 40°
- E 60°
- F 80°
- H 30° x 65°

- A 20°
- C 35°

- O -

0 0 5 0 0

### LUNGHEZZA LENGTH

- ESEMPIO EXAMPLE**
- 00500 500 mm
  - 01000 1000 mm

- ESEMPIO EXAMPLE**
- 00001 1 Module
  - 00005 5 Modules

- ESEMPIO EXAMPLE**
- 00001 1 Module
  - 00005 5 Modules

- ESEMPIO EXAMPLE**
- 00500 500 mm
  - 01000 1000 mm

O

### COLORE COVER COVER COLOR

- OPALE/MICROPRISMATICO OPAL/MICROPRISMATIC**
- O Opale/Trasparente Opal/Transparent

**ALTRI OTHER**

- A Alluminio anodizzato Anodized aluminium
- W RAL9016 bianco ragg. White wrinkle
- B RAL 9005 nero ragg. RAL 9005 black wrinkle
- G RAL 9006 grigio ragg. RAL 9006 grey wrinkle
- C Corten ragg. Corten wrinkle
- L RAL 9005 nero lucido Black glossy
- D RAL 1013 panna ragg. Cream wrinkle
- E RAL 9010 bianco ragg. White wrinkle
- F RAL 3020 rosso lucido Red glossy
- H RAL 1036 oro verniciato Painted gold
- I RAL 5026 blu metallizz. Metallic Blue
- K RAL 2000 arancio lucido Orange glossy
- M Oro Gold
- N Oro opaco Gold matt
- O Cromo Chrome
- P Cromo opaco Chrome matt
- Q Cromo nero Chrome black
- R Cromo opaco Ottone Bronze Brass base
- S Cromo nero Rame Bronze Copper base
- T Ottone Brass
- U Rame Copper

**FINITURE SPECIALI SU RICHIESTA (vedi p. 12) SPECIAL FINISHING ON REQUEST (see p. 12)**

A

### COLORE CORPO BODY COLOR

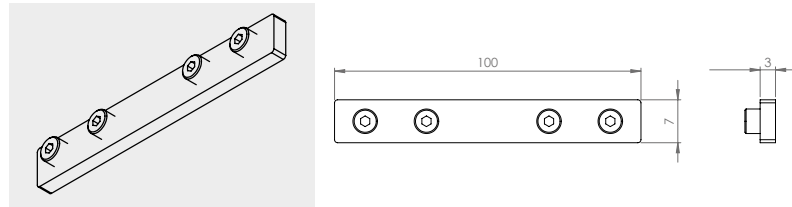
**TUTTI ALL**

- A Alluminio anodizzato Anodized aluminium
- W RAL9016 bianco ragg. White wrinkle
- B RAL 9005 nero ragg. RAL 9005 black wrinkle
- G RAL 9006 grigio ragg. RAL 9006 grey wrinkle
- C Corten ragg. Corten wrinkle
- L RAL 9005 nero lucido Black glossy
- D RAL 1013 panna ragg. Cream wrinkle
- E RAL 9010 bianco ragg. White wrinkle
- F RAL 3020 rosso lucido Red glossy
- H RAL 1036 oro verniciato Painted gold
- I RAL 5026 blu metallizz. Metallic Blue
- K RAL 2000 arancio lucido Orange glossy
- M Oro Gold
- N Oro opaco Gold matt
- O Cromo Chrome
- P Cromo opaco Chrome matt
- Q Cromo nero Chrome black
- R Bronzo base Ottone Bronze Brass base
- S Bronzo base Rame Bronze Copper base
- T Ottone Brass
- U Rame Copper

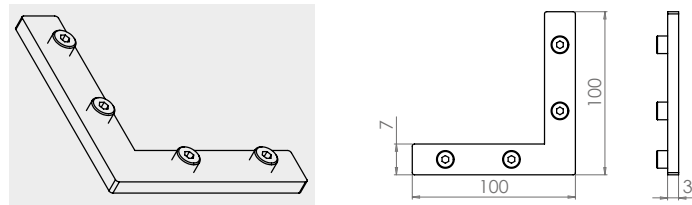
**FINITURE SPECIALI SU RICHIESTA (vedi p. 12) SPECIAL FINISHING ON REQUEST (see p. 12)**

# ACCESSORI ACCESSORIES

**ESTRO JAKIT02** (solo per JV Only for JV)  
Giunto lineare Linear joint



**ESTRO JAKIT03** (solo per JV Only for JV)  
Giunto a L L joint



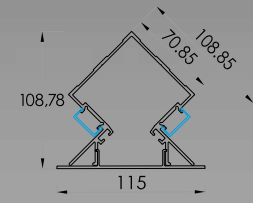


A PARETE ANGOLARI/CORNER WALL

ESTRO JL | KE



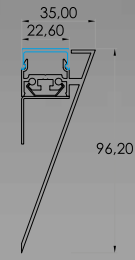
ESTRO JL



**DRIVER INCLUSO**  
**DRIVER INCLUDED**

\* Per misura > 280mm  
\* For dimension > 280mm

ESTRO KE



# COME ORDINARE HOW TO ORDER

## CREAZIONE CODICE CODE CREATION

J L

### PROFILO PROFILE





JL Estro JL<sup>1,2</sup>

O

### DIFFUSORE DIFFUSER

-  O Opal
-  T Microprismatic

-  P Power

-  A Comfort C1
-  B Comfort C2
-  C Comfort C3
-  E Excel

-  L Spotlight

Per ordinare i proiettori vedi p. 288  
To order the spotlight see p. 288

-  I Blind

A

### POTENZA POWER

- A 19 W/m | 2000lm/m | 196 LED/m | **STRIP**
- B 10 W/m | 1120lm/m | 196 LED/m | **BAR**
- D 20 W/m | 2200lm/m | 196 LED/m | **BAR**
- E 30 W/m | 3480lm/m | 392 LED/m | **BAR**
- F 20 W/m | 1700lm/m | 196 LED/m | FRESH MEAT | **BAR**
- I 27 W/m | 5280lm/m | 240 LED/m | **STRIP**
- V 14.4 W/m | 1350lm/m | 238 LED/m | **STRIP SLIM**
- X 10 W/m | 985lm/m | 196 LED/m | **STRIP SLIM**
- O RGB | 14.4 W/m 60 LED/m | **STRIP**
- P RGB+W | 19.2 W/m 60 LED/m | **STRIP**
- R CTC | 16.5 W/m | 280 LED/m | **STRIP**
- T RGB +CTC | 19.2 W/m | 96 LED/m | **STRIP**
- S IP67 17,3 W/m | 1810lm/m | 168 LED/m | **STRIP**

- L 9 W/mod | 1080lm/mod | 7 LED/mod (140 mm)

- L 9 W/mod | 1080lm/mod | 7 LED/mod (140 mm)

- O -

- O -

A

### TEMP. COLORE TEMPERATURE

- A 2700K
- B 3000K
- C 4000K
- D 3500K (per/for A,B,D,E)
- RGB
- RGB+W
- O CTC
- RGB+CTC
- FRESH MEAT

- A 2700K
- B 3000K
- C 4000K
- D 3500K
- X 3000-5700K (MIX)
- T TUNABLE WHITE

- A 2700K
- B 3000K
- C 4000K
- D 3500K
- X 3000-5700K (MIX)
- T TUNABLE WHITE

- O -

- O -

O

### OTTICA BEAM

- O Diffuse

- B 25°
- D 40°
- E 60°
- F 80°
- H 30° x 65°

- A 20°
- C 35°

- O -

- O -

0 0 5 0 0

### LUNGHEZZA LENGTH

- ESEMPIO EXAMPLE**
- 00500 500 mm
  - 01000 1000 mm

- ESEMPIO EXAMPLE**
- 00001 1 Module
  - 00005 5 Modules

- ESEMPIO EXAMPLE**
- 00001 1 Module
  - 00005 5 Modules

- ESEMPIO EXAMPLE**
- 00500 500 mm
  - 01000 1000 mm

- ESEMPIO EXAMPLE**
- 00500 500 mm
  - 01000 1000 mm

O

### COLORE COVER COVER COLOR

#### OPALE/MICROPRISMATICO OPAL/MICROPRISMATIC

- O Opale/Trasparente Opal/Transparent

#### ALTRI OTHER

- A Alluminio anodizzato Anodized aluminium
- W RAL9016 bianco ragg. White wrinkle
- B RAL 9005 nero ragg. RAL 9005 black wrinkle
- G RAL 9006 grigio ragg. RAL 9006 grey wrinkle
- C Corten ragg. Corten wrinkle
- L RAL 9005 nero lucido Black glossy
- D RAL 1013 panna ragg. Cream wrinkle
- E RAL 9010 bianco ragg. White wrinkle
- F RAL 3020 rosso lucido Red glossy
- H RAL 1036 oro verniciato Painted gold
- I RAL 5026 blu metallizz. Metallic Blue
- K RAL 2000 arancio lucido Orange glossy
- M Oro Gold
- N Oro opaco Gold matt
- O Cromo Chrome
- P Cromo opaco Chrome matt
- Q Cromo nero Chrome black
- R Cromo opaco Ottone Bronze Brass base
- S Cromo nero Ottone Chrome black
- R Bronzo base Ottone Bronze Brass base
- S Bronzo base Rame Bronze Copper base
- T Ottone Brass
- U Rame Copper

**FINITURE SPECIALI SU RICHIESTA (vedi p. 12) SPECIAL FINISHING ON REQUEST (see p. 12)**

A

### COLORE CORPO BODY COLOR

#### TUTTI ALL

- A Alluminio anodizzato Anodized aluminium
- W RAL9016 bianco ragg. White wrinkle
- B RAL 9005 nero ragg. RAL 9005 black wrinkle
- G RAL 9006 grigio ragg. RAL 9006 grey wrinkle
- C Corten ragg. Corten wrinkle
- L RAL 9005 nero lucido Black glossy
- D RAL 1013 panna ragg. Cream wrinkle
- E RAL 9010 bianco ragg. White wrinkle
- F RAL 3020 rosso lucido Red glossy
- H RAL 1036 oro verniciato Painted gold
- I RAL 5026 blu metallizz. Metallic Blue
- K RAL 2000 arancio lucido Orange glossy
- M Oro Gold
- N Oro opaco Gold matt
- O Cromo Chrome
- P Cromo opaco Chrome matt
- Q Cromo nero Chrome black
- R Bronzo base Ottone Bronze Brass base
- S Bronzo base Rame Bronze Copper base
- T Ottone Brass
- U Rame Copper

**FINITURE SPECIALI SU RICHIESTA (vedi p. 12) SPECIAL FINISHING ON REQUEST (see p. 12)**

<sup>1</sup> Aggiungere "M" al codice per ordinare il profilo mono emissione \* Add "M" for mono-emission profile

<sup>2</sup> La misura ordinata sarà quella della palpebra (ingombro max), mentre il corpo del prodotto, sul quale è presente la sorgente luminosa scelta, sarà 100 mm (50+50 mm per lato) più corta (salvo diverse indicazioni) / The ordered dimension is that of the aluminium cover (encumbrance max), the body of which the light source is installed is shorter than 100 mm (50+50mm by side), unless otherwise indicated.

# COME ORDINARE HOW TO ORDER

## CREAZIONE CODICE CODE CREATION

**K E**

### PROFILO PROFILE

**KE** Estro KE

**O**

### DIFFUSORE DIFFUSER

**O** Opal  
**T** Microprismatic

**P** Power

**A** Comfort C1  
**B** Comfort C2  
**C** Comfort C3  
**E** Excel

**S** Spot

**I** Blind

**A**

### POTENZA POWER

**A** 19 W/m | 2000lm/m | 196 LED/m | **STRIP**  
**B** 10 W/m | 1120lm/m | 196 LED/m | **BAR**  
**D** 20 W/m | 2200lm/m | 196 LED/m | **BAR**  
**E** 30 W/m | 3480lm/m | 392 LED/m | **BAR**  
**F** 20 W/m | 1700lm/m | 196 LED/m | FRESH MEAT | **BAR**  
**I** 27 W/m | 5280lm/m | 240 LED/m | **STRIP**  
**V** 14.4 W/m | 1350lm/m | 238 LED/m | **STRIP SLIM**  
**X** 10 W/m | 985lm/m | 196 LED/m | **STRIP SLIM**  
**O** RGB | 14.4 W/m | 60 LED/m | **STRIP**  
**P** RGB+W | 19.2 W/m | 60 LED/m | **STRIP**  
**R** CTC | 16.5 W/m | 280 LED/m | **STRIP**  
**T** RGB + CTC | 19.2 W/m | 96 LED/m | **STRIP**  
**S** IP67 17,3 W/m | 1810lm/m | 168 LED/m | **STRIP**

**L** 9 W/mod | 1080lm/mod | 7 LED/mod (140 mm)

**L** 9 W/mod | 1080lm/mod | 7 LED/mod (140 mm)

**O** -

**O** -

**A**

### TEMP. COLORE TEMPERATURE

**A** 2700K  
**B** 3000K  
**C** 4000K  
**D** 3500K (per/for A,B,D,E)  
**RGB**  
**RGB+W**  
**O** CTC  
**RGB+CTC**  
**FRESH MEAT**

**A** 2700K  
**B** 3000K  
**C** 4000K  
**D** 3500K  
**X** 3000-5700K (MIX)  
**T** TUNABLE WHITE

**A** 2700K  
**B** 3000K  
**C** 4000K  
**D** 3500K  
**X** 3000-5700K (MIX)  
**T** TUNABLE WHITE

**O** -

**O** -

**O**

### OTTICA BEAM

**O** Diffuse

**B** 25°  
**D** 40°  
**E** 60°  
**F** 80°  
**H** 30° x 65°

**A** 20°  
**C** 35°

**O** -

**O** -

**0 0 5 0 0**

### LUNGHEZZA LENGTH

**ESEMPIO EXAMPLE**  
**00500** 500 mm  
**01000** 1000 mm

**ESEMPIO EXAMPLE**  
**00001** 1 Module  
**00005** 5 Modules

**ESEMPIO EXAMPLE**  
**00001** 1 Module  
**00005** 5 Modules

**ESEMPIO EXAMPLE**  
**00001** 1 Module  
**00005** 5 Modules

**ESEMPIO EXAMPLE**  
**00500** 500 mm  
**01000** 1000 mm

**O**

### COLORE COVER COVER COLOR

**OPALE/MICROPRISMATICO OPAL/MICROPRISMATIC**  
**O** Opale/Trasparente Opal/Transparent

#### ALTRI OTHER

**A** Alluminio anodizzato Anodized aluminium  
**W** RAL9016 bianco ragg. White wrinkle  
**B** RAL 9005 nero ragg. RAL 9005 black wrinkle  
**G** RAL 9006 grigio ragg. RAL 9006 grey wrinkle  
**C** Corten ragg. Corten wrinkle  
**L** RAL 9005 nero lucido Black glossy  
**D** RAL 1013 panna ragg. Cream wrinkle  
**E** RAL 9010 bianco ragg. White wrinkle  
**F** RAL 3020 rosso lucido Red glossy  
**H** RAL 1036 oro verniciato Painted gold  
**I** RAL 5026 blu metallizz. Metallic Blue  
**K** RAL 2000 arancio lucido Orange glossy  
**M** Oro Gold  
**N** Oro opaco Gold matt  
**O** Cromo Chrome  
**P** Cromo opaco Chrome matt  
**Q** Cromo nero Chrome black  
**R** Bronzo base Ottone Bronze Brass base  
**S** Bronzo base Rame Bronze Copper base  
**T** Ottone Brass  
**U** Rame Copper

**FINITURE SPECIALI SU RICHIESTA (vedi p. 12) SPECIAL FINISHING ON REQUEST (see p. 12)**

**A**

### COLORE CORPO BODY COLOR

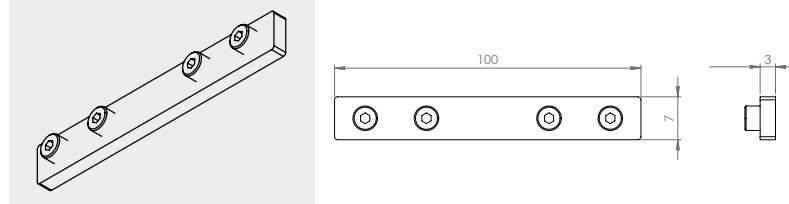
#### TUTTI ALL

**A** Alluminio anodizzato Anodized aluminium  
**W** RAL9016 bianco ragg. White wrinkle  
**B** RAL 9005 nero ragg. RAL 9005 black wrinkle  
**G** RAL 9006 grigio ragg. RAL 9006 grey wrinkle  
**C** Corten ragg. Corten wrinkle  
**L** RAL 9005 nero lucido Black glossy  
**D** RAL 1013 panna ragg. Cream wrinkle  
**E** RAL 9010 bianco ragg. White wrinkle  
**F** RAL 3020 rosso lucido Red glossy  
**H** RAL 1036 oro verniciato Painted gold  
**I** RAL 5026 blu metallizz. Metallic Blue  
**K** RAL 2000 arancio lucido Orange glossy  
**M** Oro Gold  
**N** Oro opaco Gold matt  
**O** Cromo Chrome  
**P** Cromo opaco Chrome matt  
**Q** Cromo nero Chrome black  
**R** Bronzo base Ottone Bronze Brass base  
**S** Bronzo base Rame Bronze Copper base  
**T** Ottone Brass  
**U** Rame Copper

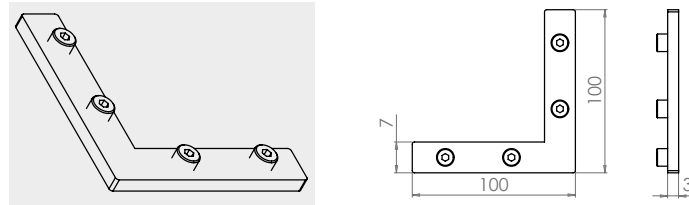
**FINITURE SPECIALI SU RICHIESTA (vedi p. 12) SPECIAL FINISHING ON REQUEST (see p. 12)**

# ACCESSORI ACCESSORIES

**ESTRO JAKIT02** (solo per KE Only for KE)  
Giunto lineare Linear joint



**ESTRO JAKIT03** (solo per KE Only for KE)  
Giunto a L L joint

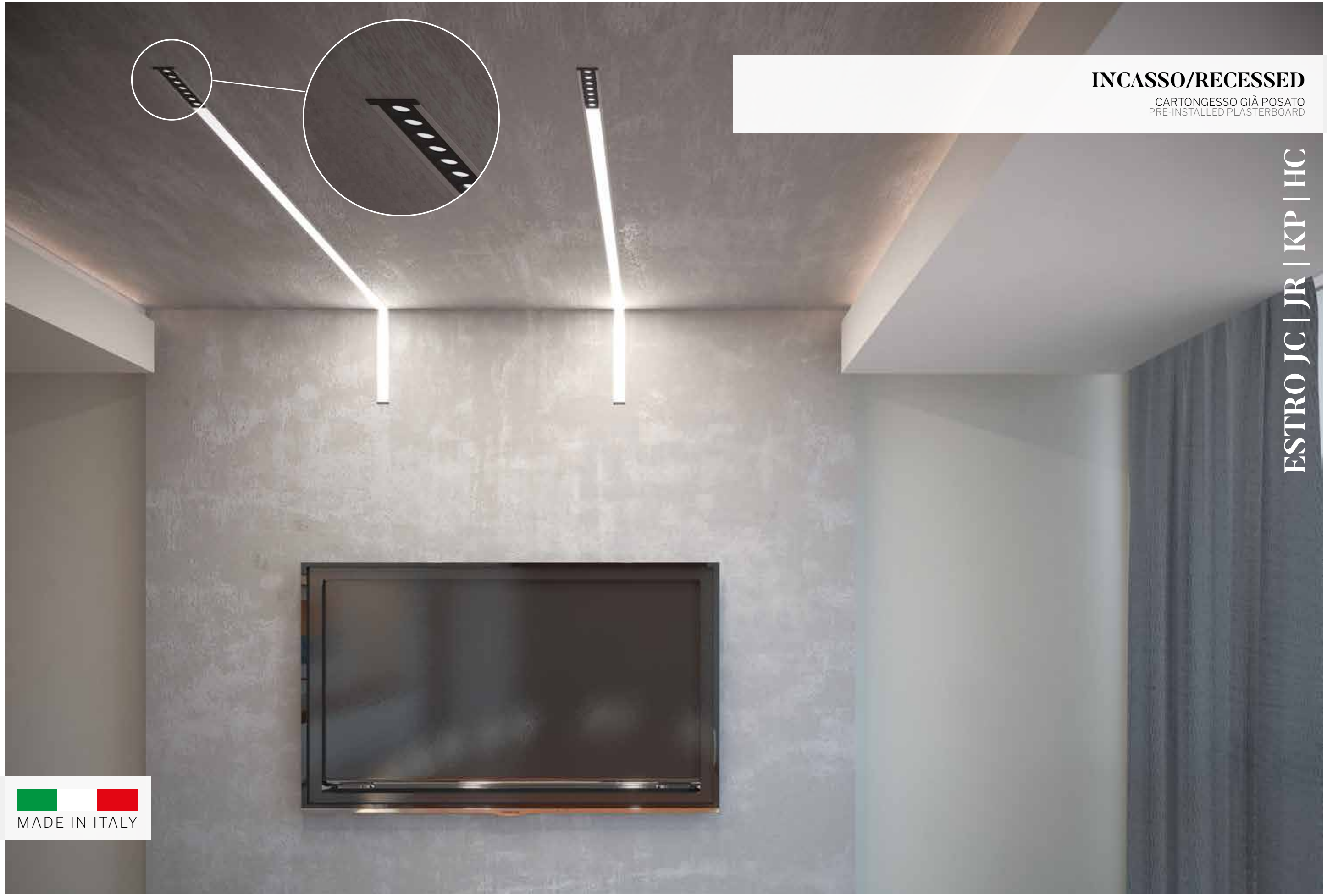




## **ESTRO INCASSO ESTRO RECESSED**

Estro è un progetto con forte vocazione creativa, studiato per personalizzare al massimo ogni ambiente. Grazie ai prodotti di questa serie, si possono realizzare suggestivi effetti decorativi su pareti o controsoffitti. Quasi come fossero opere d'arte, i tagli di luce assumono un aspetto magico, segnalando con maggiore o minore decisione la loro provenienza e scolpendo quasi misteriosamente le superfici intorno.


Estro is a project with a strong creative vocation, intended to personalise any location. Due to the products of this series, impressive decorative effects on walls or suspended ceilings can be created. Almost as if they were works of art, the cuts of light assume a magical appearance, marking to a greater or lesser extent their origin and sculpting mysteriously the surrounding surfaces.



**INCASSO/RECESSED**

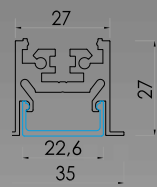
CARTONGESSO GIÀ POSATO  
PRE-INSTALLED PLASTERBOARD

ESTRO JC | JR | KP | HC

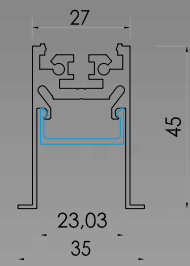


MADE IN ITALY

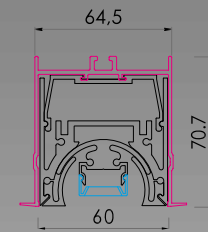
# ESTRO JC



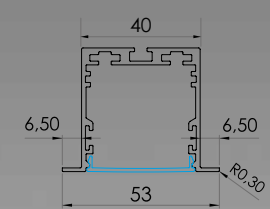
# ESTRO JR



# ESTRO KP



# ESTRO HC



**Possibilità di inserire il binario (230V o 48V)**  
 Possibility to insert the track (230V or 48V)

**Foro di nasso**  
 Cut-Hole

▲ JC	28	
		L+2 mm
▲ JR	28	
		L+2 mm
▲ KP	64,5	
		L+2 mm
▲ HC	40	
		L+2 mm



# COME ORDINARE HOW TO ORDER

## CREAZIONE CODICE CODE CREATION

J C

### PROFILO PROFILE

- JC Estro JC
- JR Estro JR
- KP Estro KP\*
- HC Estro HC

O

### DIFFUSORE DIFFUSER

- O Opal
- T Microprismatic

- P Power

- A Comfort C1
- B Comfort C2
- C Comfort C3
- E Excel

- R Reflecta

- S Spot

- I Blind

A

### POTENZA POWER

- A 19 W/m | 2000lm/m | 196 LED/m | **STRIP**
- B 10 W/m | 1120lm/m | 196 LED/m | **BAR**
- D 20 W/m | 2200lm/m | 196 LED/m | **BAR**
- E 30 W/m | 3480lm/m | 392 LED/m | **BAR**
- F 20 W/m | 1700lm/m | 196 LED/m | FRESH MEAT | **BAR**
- I 27 W/m | 5280lm/m | 240 LED/m | **STRIP**
- V 14.4 W/m | 1350lm/m | 238 LED/m | **STRIP SLIM**
- X 10 W/m | 985lm/m | 196 LED/m | **STRIP SLIM**
- O RGB | 14.4 W/m 60 LED/m | **STRIP**
- P RGB+W | 19.2 W/m 60 LED/m | **STRIP**
- R CTC | 16.5 W/m | 280 LED/m | **STRIP**
- T RGB +CTC | 19.2 W/m | 96 LED/m | **STRIP**
- S IP67 17,3 W/m | 1810lm/m | 168 LED/m | **STRIP**

- L 9 W/mod | 1080lm/mod | 7 LED/mod (140 mm)

- L 9 W/mod | 1080lm/mod | 7 LED/mod (140 mm)

- C 10 W/m | 1120lm/m | 196 LED/m | **BAR SLIM**
- V 14.4 W/m | 1350lm/m | 238 LED/m | **STRIP LED**
- X 10 W/m | 985lm/m | 196 LED/m | **STRIP LED**

- O -

- O -

A

### TEMP. COLORE TEMPERATURE

- A 2700K
- B 3000K
- C 4000K
- D 3500K (per/for A,B,D,E)
- RGB
- RGB+W
- O CTC
- RGB+CTC
- FRESH MEAT

- A 2700K
- B 3000K
- C 4000K
- D 3500K
- X 3000-5700K (MIX)
- T TUNABLE WHITE

- A 2700K
- B 3000K
- C 4000K
- D 3500K
- X 3000-5700K (MIX)
- T TUNABLE WHITE

- A 2700K
- B 3000K
- C 4000K
- D 3500K (per/for C)

- O -

- O -

O

### OTTICA BEAM

- O Diffuse

- B 25°
- D 40°
- E 60°
- F 80°
- H 30° x 65°

- A 20°
- C 35°

- I Wall Washer
- L Wide
- M Extra Wide

- O -

- O -

0 0 5 0 0

### LUNGHEZZA LENGTH

- ESEMPIO EXAMPLE**
- 00500 500 mm
- 01000 1000 mm

- ESEMPIO EXAMPLE**
- 00001 1 Module
- 00005 5 Modules

- ESEMPIO EXAMPLE**
- 00001 1 Module
- 00005 5 Modules

- ESEMPIO EXAMPLE**
- 00500 500 mm
- 01000 1000 mm

- ESEMPIO EXAMPLE**
- 00001 1 Module
- 00005 5 Modules

- ESEMPIO EXAMPLE**
- 00500 500 mm
- 01000 1000 mm

O

### COLORE COVER COVER COLOR

- OPALE/MICROPRISMATICO OPAL/MICROPRISMATIC**
- O Opale/Trasparente Opal/Transparent

#### ALTRI OTHER

- A Alluminio anodizzato Anodized aluminium
- W RAL9016 bianco ragg. White wrinkle
- B RAL 9005 nero ragg. RAL 9005 black wrinkle
- G RAL 9006 grigio ragg. RAL 9006 grey wrinkle
- C Corten ragg. Corten wrinkle
- L RAL 9005 nero lucido Black glossy
- D RAL 1013 panna ragg. Cream wrinkle
- E RAL 9010 bianco ragg. White wrinkle
- F RAL 3020 rosso lucido Red glossy
- H RAL 1036 oro verniciato Painted gold
- I RAL 5026 blu metallizz. Metallic Blue
- K RAL 2000 arancio lucido Orange glossy
- M Oro Gold
- N Oro opaco Gold matt
- O Cromo Chrome
- P Cromo opaco Chrome matt
- Q Cromo nero Chrome black
- R Cromo opaco Ottone Bronze Brass base
- S Bronzo base Rame Bronze Copper base
- T Ottone Brass
- U Rame Copper

#### FINITURE SPECIALI SU RICHIESTA (vedi p. 12) SPECIAL FINISHING ON REQUEST (see p. 12)

A

### COLORE CORPO BODY COLOR

#### TUTTI ALL

- A Alluminio anodizzato Anodized aluminium
- W RAL9016 bianco ragg. White wrinkle
- B RAL 9005 nero ragg. RAL 9005 black wrinkle
- G RAL 9006 grigio ragg. RAL 9006 grey wrinkle
- C Corten ragg. Corten wrinkle
- L RAL 9005 nero lucido Black glossy
- D RAL 1013 panna ragg. Cream wrinkle
- E RAL 9010 bianco ragg. White wrinkle
- F RAL 3020 rosso lucido Red glossy
- H RAL 1036 oro verniciato Painted gold
- I RAL 5026 blu metallizz. Metallic Blue
- K RAL 2000 arancio lucido Orange glossy
- M Oro Gold
- N Oro opaco Gold matt
- O Cromo Chrome
- P Cromo opaco Chrome matt
- Q Cromo nero Chrome black
- R Bronzo base Ottone Bronze Brass base
- S Bronzo base Rame Bronze Copper base
- T Ottone Brass
- U Rame Copper

#### FINITURE SPECIALI SU RICHIESTA (vedi p. 12) SPECIAL FINISHING ON REQUEST (see p. 12)

\*Finiture GALVANICHE non disponibili / GALVANIC finishing not available

# COME ORDINARE HOW TO ORDER

## CREAZIONE CODICE CODE CREATION

**J C**

PROFILO  
PROFILE

JC Estro JC  
JR Estro JR

**P**

DIFFUSORE  
DIFFUSER

P Power

A Comfort C1  
B Comfort C2  
C Comfort C3  
E Excel

**1**

POTENZA  
POWER

1 1,3 W | 350mA | 155lm | 1 LED  
2 2,6 W | 350mA | 310lm | 2 LED  
3 3,9 W | 350mA | 564lm | 3 LED

1 1,3 W | 350mA | 155lm | 1 LED  
2 2,6 W | 350mA | 310lm | 2 LED  
3 3,9 W | 350mA | 564lm | 3 LED

**A**

TEMP. COLORE  
TEMPERATURE

A 2700K  
B 3000K  
C 4000K  
D 3500K

A 2700K  
B 3000K  
C 4000K  
D 3500K

**B**

OTTICA  
BEAM

B 25°  
D 40°  
E 60°  
F 80°  
H 30° x 65°

A 20°  
C 35°

**00000**

LUNGHEZZA  
LENGTH

**W**

COLORE COVER/CORPO  
BODY/COVER COLOR

**TUTTI ALL**

W RAL9016 bianco ragg.  
*White wrinkle*  
B RAL 9005 nero ragg.  
*RAL 9005 black wrinkle*  
G RAL 9006 grigio ragg.  
*RAL 9006 grey wrinkle*  
C Corten ragg.  
*Corten wrinkle*  
M Oro  
*Gold*  
O Cromo  
*Chrome*

**SURICHIESTA  
ALTRE FINITURE (vedi p.11)  
E FINITURE SPECIALI  
(vedi p.12)  
OTHER FINISHING (see p.11)  
AND SPECIAL FINISHING  
(see p.12)  
ON REQUEST**

**W**

COLORE COVER/CORPO  
BODY/COVER COLOR

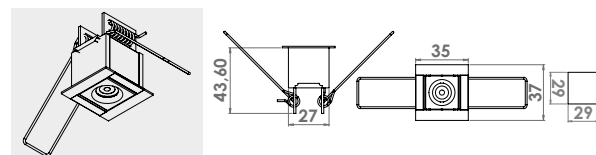
**TUTTI ALL**

W RAL9016 bianco ragg.  
*White wrinkle*  
B RAL 9005 nero ragg.  
*RAL 9005 black wrinkle*  
G RAL 9006 grigio ragg.  
*RAL 9006 grey wrinkle*  
C Corten ragg.  
*Corten wrinkle*  
M Oro  
*Gold*  
O Cromo  
*Chrome*

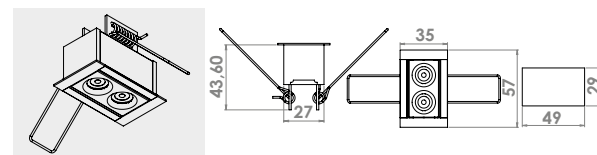
**SURICHIESTA  
ALTRE FINITURE (vedi p.11)  
E FINITURE SPECIALI  
(vedi p.12)  
OTHER FINISHING (see p.11)  
AND SPECIAL FINISHING  
(see p.12)  
ON REQUEST**

driver standard 24V ULTRASLIM 15W 350mA  
*driver standard 24V ULTRASLIM 15W 350mA*  
**Cod. 122440**

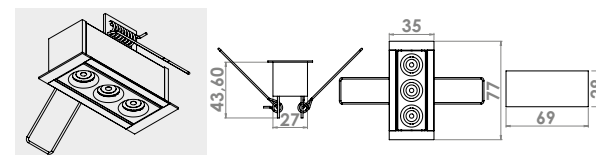
JC POWER-COMFROT-EXCEL - 1 LED



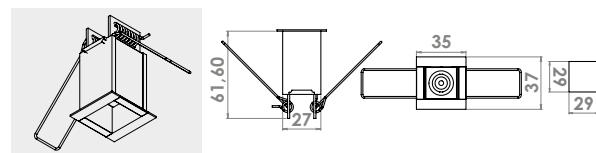
JC POWER-COMFROT-EXCEL - 2 LED



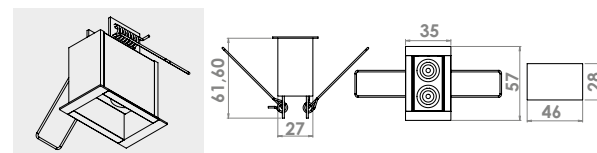
JC POWER-COMFROT-EXCEL - 3 LED



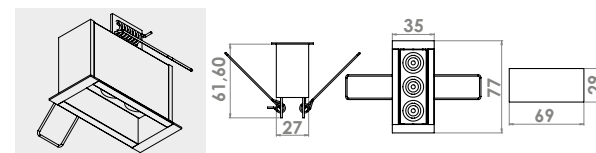
JR POWER-COMFROT-EXCEL - 1 LED



JR POWER-COMFROT-EXCEL - 2 LED



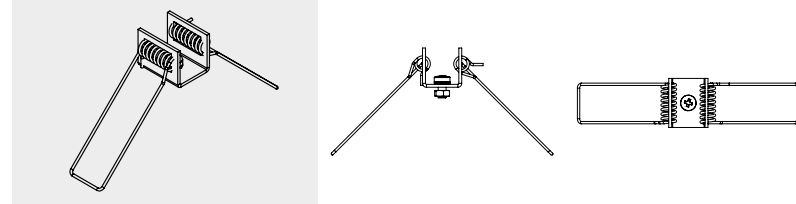
JR POWER-COMFROT-EXCEL - 3 LED



# ACCESSORI ACCESSORIES

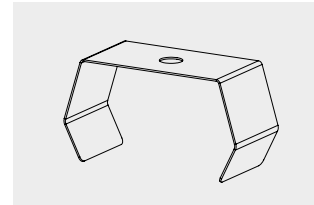
## ESTRO JCM

Molla per spessori >13mm Spring for thicknesses >13mm



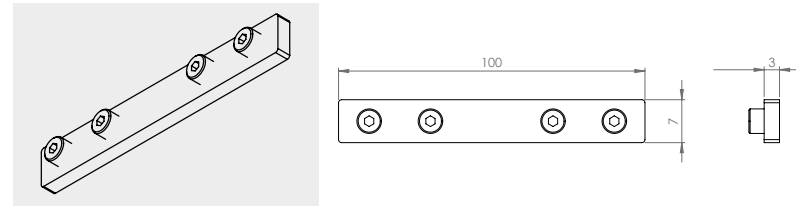
## ESTRO JCMSLIM

Molla per spessori <13mm Spring for thicknesses <13mm




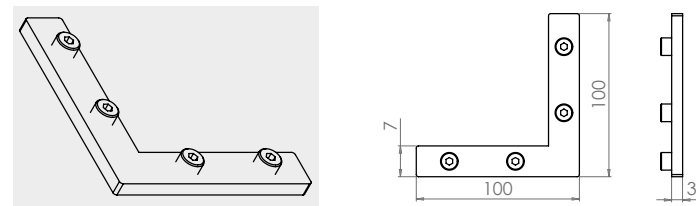
## ESTRO JAKIT02


Giunto lineare Linear joint



## ESTRO JAKIT03

Giunto a L L joint





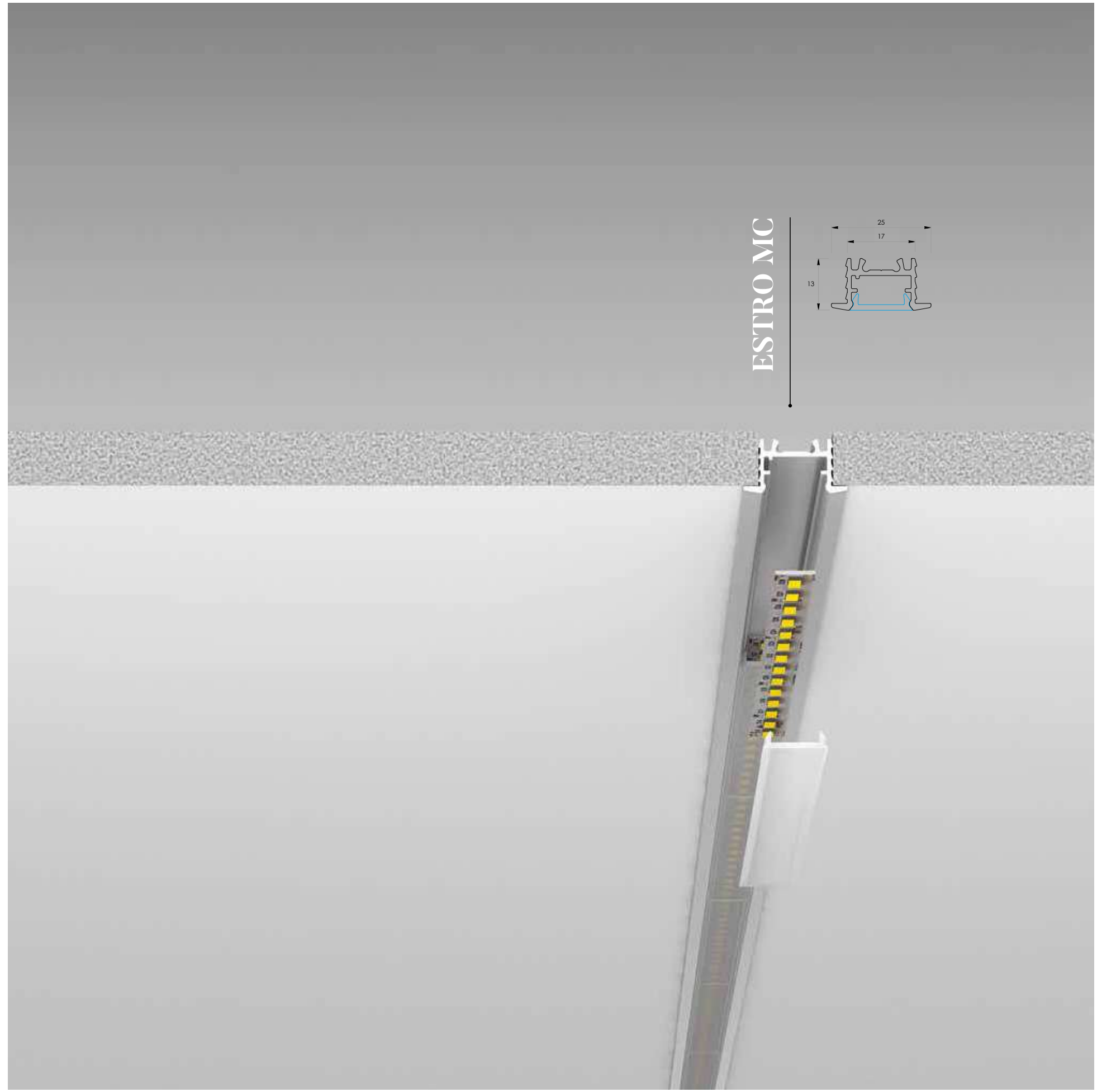
## INCASSO/RECESSED

CARTONGESSO GIÀ POSATO - SERIE QUICK  
PRE-INSTALLED PLASTERBOARD - QUICK SERIES

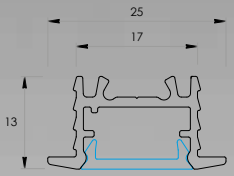
ESTRO MC



MADE IN ITALY



ESTRO MC



Foro di ncasso

Cut-Hole



## COME ORDINARE HOW TO ORDER

CREAZIONE CODICE CODE CREATION

M C

PROFILO  
PROFILE

MC Estro MC

O

DIFFUSORE  
DIFFUSER

O Opal

A

POTENZA  
POWER

A	19 W/m   2000lm/m   196 LED/m   <b>STRIP</b>
B	10 W/m   1120lm/m   196 LED/m   <b>BAR</b>
D	20 W/m   2200lm/m   196 LED/m   <b>BAR</b>
F	20 W/m   1700lm/m   196 LED/m   <b>FRESH MEAT   BAR</b>
V	14.4 W/m   1350lm/m   238 LED/m   <b>STRIP SLIM</b>
X	10 W/m   985lm/m   196 LED/m   <b>STRIP SLIM</b>
O	RGB   14.4 W/m   60 LED/m   <b>STRIP</b>
R	CTC   16.5 W/m   280 LED/m   <b>STRIP</b>

A

TEMP. COLORE  
TEMPERATURE

A	2700K
B	3000K
C	4000K
D	3500K (per/for A,B,D)
	RGB
O	CTC FRESH MEAT

O

OTTICA  
BEAM

O Diffuse

O O 5 O O

LUNGHEZZA  
LENGTH

ESEMPIO EXAMPLE	
00500	500 mm
01000	1000 mm

O

COLORE COVER  
COVER COLOR

OPALE/MICROPRISMATICO  
OPAL/MICROPRISMATIC

O Opale  
Opal

A

COLORE CORPO  
BODY COLOR

TUTTI ALL

A	Alluminio anodizzato Anodized aluminium
W	RAL9016 bianco ragg. White wrinkle
B	RAL 9005 nero ragg. RAL 9005 black wrinkle
G	RAL 9006 grigio ragg. RAL 9006 grey wrinkle
C	Corten ragg. Corten wrinkle
L	RAL 9005 nero lucido Black glossy
D	RAL 1013 panna ragg. Cream wrinkle
E	RAL 9010 bianco ragg. White wrinkle
F	RAL 3020 rosso lucido Red glossy
H	RAL 1036 oro verniciato Painted gold
I	RAL 5026 blu metallizz. Metallic Blue
K	RAL 2000 arancio lucido Orange glossy

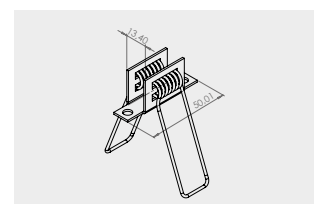
**FINITURE SPECIALI**  
**SU RICHIESTA** (vedi p. 12)  
**SPECIAL FINISHING**  
**ON REQUEST** (see p. 12)

Finiture GALVANICHE non disponibili / GALVANIC finishing not available

## ACCESSORI ACCESSORIES

**ESTRO SCM**

Clip di fissaggio Fixing clip



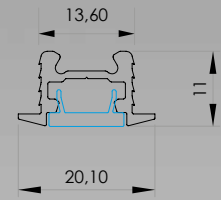
**INCASSO/RECESSED**

CARTONGESSO GIÀ POSATO - SERIE-S  
PRE-INSTALLED PLASTERBOARD - S-SERIES

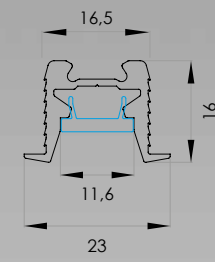
ESTRO SC | SR



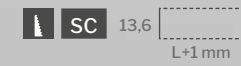
ESTRO SC



ESTRO SR



Foro di nasso  
Cut-Hole





## COME ORDINARE HOW TO ORDER

### CREAZIONE CODICE CODE CREATION

S C

#### PROFILO PROFILE

SC EstroSC  
SR EstroSR

O

#### DIFFUSORE DIFFUSER

O Opal

F S-Power

D S-Excel

G S-Comfort

I Blind

C

#### POTENZA POWER

C 10 W/m I 1120lm/m I 196 LED/m I  
**BAR SLIM**  
V 14.4 W/m I 1350lm/m I 238 LED/m I  
**STRIP SLIM**  
X 10 W/m I 985lm/m I 196 LED/m I  
**STRIP SLIM**  
M 9 W/m RGB **STRIP SLIM** I 120 LED/m

Q 3,6 W/mod I 460lm/mod I 7 LED/mod  
(140 mm)

Q 3,6 W/mod I 460lm/mod I 7 LED/mod  
(140 mm)

Q 3,6 W/mod I 460lm/mod I 7 LED/mod  
(140 mm)

O -

A

#### TEMP. COLORE TEMPERATURE

A 2700K  
B 3000K  
C 4000K  
D 3500K (per/for C)  
O RGB

A 2700K  
B 3000K  
C 4000K  
D 3500K

A 2700K  
B 3000K  
C 4000K  
D 3500K

A 2700K  
B 3000K  
C 4000K  
D 3500K

O -

O

#### OTTICA BEAM

O Diffuse

1 Cover a filo /  
Wire cover  
2 Cover svasata /  
Vased cover

3 Riflettore tondo /  
round reflector  
4 Riflettore  
quadrato /  
square reflector

5 Cover quadrata /  
square cover  
6 Cover  
rettangolare /  
rectangular  
cover  
7 Cover tonda /  
round cover

O -

O O 5 0 0

#### LUNGHEZZA LENGTH

**ESEMPIO EXAMPLE**  
00500 500 mm  
01000 1000 mm

**ESEMPIO EXAMPLE**  
00001 1 Module  
00005 5 Modules

**ESEMPIO EXAMPLE**  
00001 1 Module  
00005 5 Modules

**ESEMPIO EXAMPLE**  
00001 1 Module  
00005 5 Modules

**ESEMPIO EXAMPLE**  
00500 500 mm  
01000 1000 mm

O

#### COLORE COVER COVER COLOR

**OPALE OPAL**  
O Opale  
Opal

#### ALTRI OTHER

A Alluminio anodizzato  
Anodized aluminium  
W RAL9016 bianco ragg.  
White wrinkle  
B RAL 9005 nero ragg.  
RAL 9005 black wrinkle  
G RAL 9006 grigio ragg.  
RAL 9006 grey wrinkle  
C Corten ragg.  
Corten wrinkle  
L RAL 9005 nero lucido  
Black glossy  
D RAL 1013 panna ragg.  
Cream wrinkle  
E RAL 9010 bianco ragg.  
White wrinkle  
F RAL 3020 rosso lucido  
Red glossy  
H RAL 1036 oro verniciato  
Painted gold  
I RAL 5026 blu metallizz.  
Metallic Blue  
K RAL 2000 arancio lucido  
Orange glossy  
M Oro  
Gold  
N Oro opaco  
Gold matt  
O Cromo  
Chrome  
P Cromo opaco  
Chrome matt  
Q Cromo nero  
Chrome black  
R Bronzo base Ottone  
Bronze Brass base  
S Bronzo base Rame  
Bronze Copper base  
T Ottone  
Brass  
U Rame  
Copper

**FINITURE SPECIALI SU RICHIESTA (vedi p. 12)**  
**SPECIAL FINISHING ON REQUEST (see p. 12)**

A

#### COLORE CORPO BODY COLOR

#### TUTTI ALL

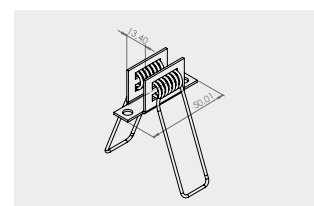
A Alluminio anodizzato  
Anodized aluminium  
W RAL9016 bianco ragg.  
White wrinkle  
B RAL 9005 nero ragg.  
RAL 9005 black wrinkle  
G RAL 9006 grigio ragg.  
RAL 9006 grey wrinkle  
C Corten ragg.  
Corten wrinkle  
L RAL 9005 nero lucido  
Black glossy  
D RAL 1013 panna ragg.  
Cream wrinkle  
E RAL 9010 bianco ragg.  
White wrinkle  
F RAL 3020 rosso lucido  
Red glossy  
H RAL 1036 oro verniciato  
Painted gold  
I RAL 5026 blu metallizz.  
Metallic Blue  
K RAL 2000 arancio lucido  
Orange glossy  
M Oro  
Gold  
N Oro opaco  
Gold matt  
O Cromo  
Chrome  
P Cromo opaco  
Chrome matt  
Q Cromo nero  
Chrome black  
R Bronzo base Ottone  
Bronze Brass base  
S Bronzo base Rame  
Bronze Copper base  
T Ottone  
Brass  
U Rame  
Copper


**FINITURE SPECIALI SU RICHIESTA (vedi p. 12)**  
**SPECIAL FINISHING ON REQUEST (see p. 12)**

## ACCESSORI ACCESSORIES

#### ESTRO SCM

Clip di fissaggio Fixing clip






**INCASSO/RECESSED**

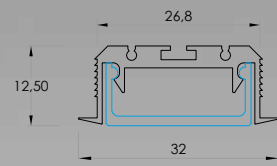
SOTTOPENSILI  
UNDER UNITS

**ESTRO JW | KN | KZ**

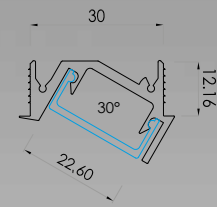


MADE IN ITALY

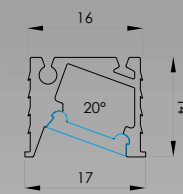
ESTRO JW



ESTRO KN



ESTRO KZ



30°

20°



Foro di nasso  
Cut-Hole

JW	26,8	L+2 mm
KN	30	L+2 mm
KZ	15,5	L+3 mm

## COME ORDINARE HOW TO ORDER

CREAZIONE CODICE CODE CREATION

J W

### PROFILO PROFILE

JW Estro JW

O

### DIFFUSORE DIFFUSER

 O Opal  
 T Microprismatic

 I Blind

A

### POTENZA POWER

A 19 W/m | 2000lm/m | 196 LED/m | **STRIP**  
B 10 W/m | 1120lm/m | 196 LED/m | **BAR**  
D 20 W/m | 2200lm/m | 196 LED/m | **BAR**  
F 20 W/m | 1700lm/m | 196 LED/m |  
FRESH MEAT | **BAR**  
V 14.4 W/m | 1350lm/m | 238 LED/m |  
**STRIP SLIM**  
X 10 W/m | 985lm/m | 196 LED/m |  
**STRIP SLIM**  
O RGB | 14.4 W/m | 60 LED/m | **STRIP**  
P RGB+W | 19.2 W/m | 60 LED/m | **STRIP**  
R CTC | 16.5 W/m | 280 LED/m | **STRIP**  
T RGB+CTC | 19.2 W/m | 96 LED/m | **STRIP**  
S IP67 17,3 W/m | 1810lm/m | 168 LED/m |  
**STRIP**

O -

A

### TEMP. COLORE TEMPERATURE

A 2700K  
B 3000K  
C 4000K  
D 3500K  
(per/for A,B,D)  
RGB  
RGB+W  
O CTC  
RGB+CTC  
FRESH MEAT

O -

O

### OTTICA BEAM

O Diffuse

O -

0 0 5 0 0

### LUNGHEZZA LENGTH

**ESEMPIO EXAMPLE**  
00500 500 mm  
01000 1000 mm

**ESEMPIO EXAMPLE**  
00500 500 mm  
01000 1000 mm

**ESEMPIO EXAMPLE**  
00500 500 mm  
01000 1000 mm

O

### COLORE COVER COVER COLOR

#### OPALE/MICROPRISMATICO OPAL/MICROPRISMATIC

O Opale/Trasparente  
Opal/Transparent

#### ALTRI OTHER

A Alluminio anodizzato  
Anodized aluminium  
W RAL9016 bianco ragg.  
White wrinkle  
B RAL 9005 nero ragg.  
RAL 9005 black wrinkle  
G RAL 9006 grigio ragg.  
RAL 9006 grey wrinkle  
C Corten ragg.  
Corten wrinkle  
L RAL 9005 nero lucido  
Black glossy  
D RAL 1013 panna ragg.  
Cream wrinkle  
E RAL 9010 bianco ragg.  
White wrinkle  
F RAL 3020 rosso lucido  
Red glossy  
H RAL 1036 oro verniciato  
Painted gold  
I RAL 5026 blu metallizz.  
Metallic Blue  
K RAL 2000 arancio lucido  
Orange glossy  
M Oro  
Gold  
N Oro opaco  
Gold matt  
O Cromo  
Chrome  
P Cromo opaco  
Chrome matt  
Q Cromo nero  
Chrome black  
R Bronzo base Ottone  
Bronze Brass base  
S Bronzo base Rame  
Bronze Copper base  
T Ottone  
Brass  
U Rame  
Copper

**FINITURE SPECIALI  
SU RICHIESTA (vedi p. 12)  
SPECIAL FINISHING  
ON REQUEST (see p. 12)**

A

### COLORE CORPO BODY COLOR

#### TUTTI ALL

A Alluminio anodizzato  
Anodized aluminium  
W RAL9016 bianco ragg.  
White wrinkle  
B RAL 9005 nero ragg.  
RAL 9005 black wrinkle  
G RAL 9006 grigio ragg.  
RAL 9006 grey wrinkle  
C Corten ragg.  
Corten wrinkle  
L RAL 9005 nero lucido  
Black glossy  
D RAL 1013 panna ragg.  
Cream wrinkle  
E RAL 9010 bianco ragg.  
White wrinkle  
F RAL 3020 rosso lucido  
Red glossy  
H RAL 1036 oro verniciato  
Painted gold  
I RAL 5026 blu metallizz.  
Metallic Blue  
K RAL 2000 arancio lucido  
Orange glossy  
M Oro  
Gold  
N Oro opaco  
Gold matt  
O Cromo  
Chrome  
P Cromo opaco  
Chrome matt  
Q Cromo nero  
Chrome black  
R Bronzo base Ottone  
Bronze Brass base  
S Bronzo base Rame  
Bronze Copper base  
T Ottone  
Brass  
U Rame  
Copper

**FINITURE SPECIALI  
SU RICHIESTA (vedi p. 12)  
SPECIAL FINISHING  
ON REQUEST (see p. 12)**

KZ Estro KZ

 O Opal

A 19 W/m | 2000lm/m | 196 LED/m | **STRIP**  
B 10 W/m | 1120lm/m | 196 LED/m | **BAR**  
D 20 W/m | 2200lm/m | 196 LED/m | **BAR**  
V 14.4 W/m | 1350lm/m | 238 LED/m |  
**STRIP SLIM**  
X 10 W/m | 985lm/m | 196 LED/m |  
**STRIP SLIM**  
O RGB | 14.4 W/m | 60 LED/m | **STRIP**  
R CTC | 16.5 W/m | 280 LED/m | **STRIP**

A 2700K  
B 3000K  
C 4000K  
D 3500K  
(per/for A,B,D)  
RGB  
O CTC

O Diffuse

# COME ORDINARE HOW TO ORDER

## CREAZIONE CODICE CODE CREATION

**K N**

### PROFILO PROFILE



**KN** Estro KN

**O**

### DIFFUSORE DIFFUSER

-  **O** Opal
-  **T** Microprismatic

-  **P** Power

-  **A** Comfort C1
-  **B** Comfort C2
-  **C** Comfort C3
-  **E** Excel

-  **R** Reflecta

-  **S** Spot

-  **I** Blind

**A**

### POTENZA POWER

- A** 19 W/m | 2000lm/m | 196 LED/m | **STRIP**
- B** 10 W/m | 1120lm/m | 196 LED/m | **BAR**
- D** 20 W/m | 2200lm/m | 196 LED/m | **BAR**
- E** 30 W/m | 3480lm/m | 392 LED/m | **BAR**
- F** 20 W/m | 1700lm/m | 196 LED/m | FRESH MEAT | **BAR**
- I** 27 W/m | 5280lm/m | 240 LED/m | **STRIP**
- V** 14.4 W/m | 1350lm/m | 238 LED/m | **STRIP SLIM**
- X** 10 W/m | 985lm/m | 196 LED/m | **STRIP SLIM**
- O** RGB | 14.4 W/m 60 LED/m | **STRIP**
- P** RGB+W | 19.2 W/m 60 LED/m | **STRIP**
- R** CTC | 16.5 W/m | 280 LED/m | **STRIP**
- T** RGB +CTC | 19.2 W/m | 96 LED/m | **STRIP**
- S** IP67 17,3 W/m | 1810lm/m | 168 LED/m | **STRIP**

- L** 9 W/mod | 1080lm/mod | 7 LED/mod (140 mm)

- L** 9 W/mod | 1080lm/mod | 7 LED/mod (140 mm)

- C** 10 W/m | 1120lm/m | 196 LED/m | **BAR SLIM**
- V** 14.4 W/m | 1350lm/m | 238 LED/m | **STRIP LED**
- X** 10 W/m | 985lm/m | 196 LED/m | **STRIP LED**

- O** -

- O** -

**A**

### TEMP. COLORE TEMPERATURE

- A** 2700K
- B** 3000K
- C** 4000K
- D** 3500K (per/for A,B,D,E)
- RGB**
- RGB+W**
- O** CTC
- RGB+CTC**
- FRESH MEAT**

- A** 2700K
- B** 3000K
- C** 4000K
- D** 3500K
- X** 3000-5700K (MIX)
- T** TUNABLE WHITE

- A** 2700K
- B** 3000K
- C** 4000K
- D** 3500K
- X** 3000-5700K (MIX)
- T** TUNABLE WHITE

- A** 2700K
- B** 3000K
- C** 4000K
- D** 3500K (per/for C)

- O** -

- O** -

**O**

### OTTICA BEAM

- O** Diffuse

- B** 25°
- D** 40°
- E** 60°
- F** 80°
- H** 30° x 65°

- A** 20°
- C** 35°

- I** Wall Washer
- L** Wide
- M** Extra Wide

- O** -

- O** -

**O O 5 0 0**

### LUNGHEZZA LENGTH

- ESEMPIO EXAMPLE**
- 00500** 500 mm
- 01000** 1000 mm

- ESEMPIO EXAMPLE**
- 00001** 1 Module
- 00005** 5 Modules

- ESEMPIO EXAMPLE**
- 00001** 1 Module
- 00005** 5 Modules

- ESEMPIO EXAMPLE**
- 00500** 500 mm
- 01000** 1000 mm

- ESEMPIO EXAMPLE**
- 00001** 1 Module
- 00005** 5 Modules

- ESEMPIO EXAMPLE**
- 00500** 500 mm
- 01000** 1000 mm

**O**

### COLORE COVER COVER COLOR

- OPALE/MICROPRISMATICO OPAL/MICROPRISMATIC**
- O** Opale/Trasparente Opal/Transparent

#### ALTRI OTHER

- A** Alluminio anodizzato Anodized aluminium
- W** RAL9016 bianco ragg. White wrinkle
- B** RAL 9005 nero ragg. RAL 9005 black wrinkle
- G** RAL 9006 grigio ragg. RAL 9006 grey wrinkle
- C** Corten ragg. Corten wrinkle
- L** RAL 9005 nero lucido Black glossy
- D** RAL 1013 panna ragg. Cream wrinkle
- E** RAL 9010 bianco ragg. White wrinkle
- F** RAL 3020 rosso lucido Red glossy
- H** RAL 1036 oro verniciato Painted gold
- I** RAL 5026 blu metallizz. Metallic Blue
- K** RAL 2000 arancio lucido Orange glossy
- M** Oro Gold
- N** Oro opaco Gold matt
- O** Cromo Chrome
- P** Cromo opaco Chrome matt
- Q** Cromo nero Chrome black
- R** Bronzo base Ottone Bronze Brass base
- S** Bronzo base Rame Bronze Copper base
- T** Ottone Brass
- U** Rame Copper

#### FINITURE SPECIALI SU RICHIESTA (vedi p. 12) SPECIAL FINISHING ON REQUEST (see p. 12)

**A**

### COLORE CORPO BODY COLOR

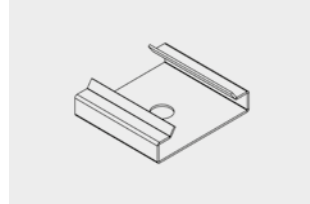
#### TUTTI ALL

- A** Alluminio anodizzato Anodized aluminium
- W** RAL9016 bianco ragg. White wrinkle
- B** RAL 9005 nero ragg. RAL 9005 black wrinkle
- G** RAL 9006 grigio ragg. RAL 9006 grey wrinkle
- C** Corten ragg. Corten wrinkle
- L** RAL 9005 nero lucido Black glossy
- D** RAL 1013 panna ragg. Cream wrinkle
- E** RAL 9010 bianco ragg. White wrinkle
- F** RAL 3020 rosso lucido Red glossy
- H** RAL 1036 oro verniciato Painted gold
- I** RAL 5026 blu metallizz. Metallic Blue
- K** RAL 2000 arancio lucido Orange glossy
- M** Oro Gold
- N** Oro opaco Gold matt
- O** Cromo Chrome
- P** Cromo opaco Chrome matt
- Q** Cromo nero Chrome black
- R** Bronzo base Ottone Bronze Brass base
- S** Bronzo base Rame Bronze Copper base
- T** Ottone Brass
- U** Rame Copper

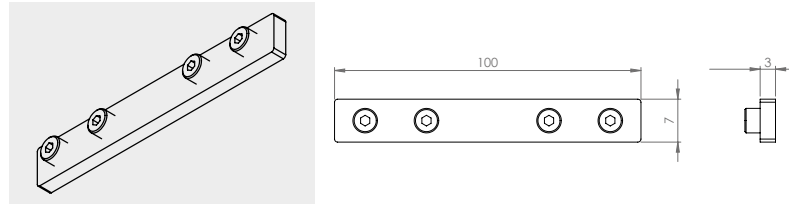
#### FINITURE SPECIALI SU RICHIESTA (vedi p. 12) SPECIAL FINISHING ON REQUEST (see p. 12)

# ACCESSORI ACCESSORIES

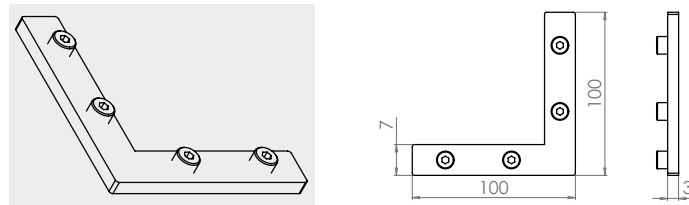
**ESTRO JZM** (solo per JW Only for JW)  
Clip Clip



**ESTRO JZKIT02** (solo per JW Only for JW)  
Giunto lineare Linear joint





**ESTRO JZKIT03** (solo per JW Only for JW)  
Giunto a L joint



**INCASSO/RECESSED**

CARTONGESSO DA POSARE  
PLASTERBOARD TO BE INSTALLED

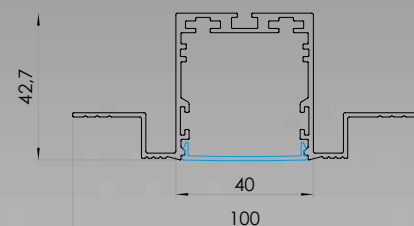
ESTRO JG | JJ | HG



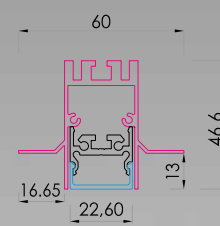
MADE IN ITALY

Possibilità di inserire il binario (230V o 48V)  
Possibility to insert the track (230V or 48V)

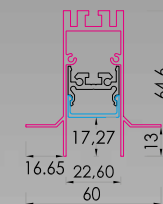
### ESTRO HG



### ESTRO JG



### ESTRO JJ





# COME ORDINARE HOW TO ORDER

## CREAZIONE CODICE CODE CREATION

J G

### PROFILO PROFILE





- JG Estro JG
- JJ Estro JJ
- HG Estro HG

O

### DIFFUSORE DIFFUSER

-  O Opal
-  T Microprismatic

-  P Power

-  A Comfort C1
-  B Comfort C2
-  C Comfort C3
-  E Excel

-  R Reflecta

-  S Spot

-  I Blind

A

### POTENZA POWER

- A 19 W/m | 2000lm/m | 196 LED/m | **STRIP**
- B 10 W/m | 1120lm/m | 196 LED/m | **BAR**
- D 20 W/m | 2200lm/m | 196 LED/m | **BAR**
- E 30 W/m | 3480lm/m | 392 LED/m | **BAR**
- F 20 W/m | 1700lm/m | 196 LED/m | FRESH MEAT | **BAR**
- I 27 W/m | 5280lm/m | 240 LED/m | **STRIP**
- V 14.4 W/m | 1350lm/m | 238 LED/m | **STRIP SLIM**
- X 10 W/m | 985lm/m | 196 LED/m | **STRIP SLIM**
- O RGB | 14.4 W/m 60 LED/m | **STRIP**
- P RGB+W | 19.2 W/m 60 LED/m | **STRIP**
- R CTC | 16.5 W/m | 280 LED/m | **STRIP**
- T RGB +CTC | 19.2 W/m | 96 LED/m | **STRIP**
- S IP67 17,3 W/m | 1810lm/m | 168 LED/m | **STRIP**

- L 9 W/mod | 1080lm/mod | 7 LED/mod (140 mm)

- L 9 W/mod | 1080lm/mod | 7 LED/mod (140 mm)

- C 10 W/m | 1120lm/m | 196 LED/m | **BAR SLIM STRIP LED**
- V 14.4 W/m | 1350lm/m | 238 LED/m | **STRIP LED**
- X 10 W/m | 985lm/m | 196 LED/m | **STRIP LED**

- O -

- O -

A

### TEMP. COLORE TEMPERATURE

- A 2700K
- B 3000K
- C 4000K
- D 3500K (per/for A,B,D,E)
- RGB
- RGB+W
- O CTC
- RGB+CTC
- FRESH MEAT

- A 2700K
- B 3000K
- C 4000K
- D 3500K
- X 3000-5700K (MIX)
- T TUNABLE WHITE

- A 2700K
- B 3000K
- C 4000K
- D 3500K
- X 3000-5700K (MIX)
- T TUNABLE WHITE

- A 2700K
- B 3000K
- C 4000K
- D 3500K (per/for C)

- O -

- O -

O

### OTTICA BEAM

- O Diffuse

- B 25°
- D 40°
- E 60°
- F 80°
- H 30° x 65°

- A 20°
- C 35°

- I Wall Washer
- L Wide
- M Extra Wide

- O -

- O -

0 0 5 0 0

### LUNGHEZZA LENGTH

- ESEMPIO EXAMPLE**
- 00500 500 mm
- 01000 1000 mm

- ESEMPIO EXAMPLE**
- 00001 1 Module
- 00005 5 Modules

- ESEMPIO EXAMPLE**
- 00001 1 Module
- 00005 5 Modules

- ESEMPIO EXAMPLE**
- 00500 500 mm
- 01000 1000 mm

- ESEMPIO EXAMPLE**
- 00001 1 Module
- 00005 5 Modules

- ESEMPIO EXAMPLE**
- 00500 500 mm
- 01000 1000 mm

O

### COLORE COVER COVER COLOR

- OPALE/MICROPRISMATICO OPAL/MICROPRISMATIC**
- O Opale/Trasparente Opal/Transparent

#### ALTRI OTHER

- A Alluminio anodizzato Anodized aluminium
- W RAL9016 bianco ragg. White wrinkle
- B RAL 9005 nero ragg. RAL 9005 black wrinkle
- G RAL 9006 grigio ragg. RAL 9006 grey wrinkle
- C Corten ragg. Corten wrinkle
- L RAL 9005 nero lucido Black glossy
- D RAL 1013 panna ragg. Cream wrinkle
- E RAL 9010 bianco ragg. White wrinkle
- F RAL 3020 rosso lucido Red glossy
- H RAL 1036 oro verniciato Painted gold
- I RAL 5026 blu metallizz. Metallic Blue
- K RAL 2000 arancio lucido Orange glossy
- M Oro Gold
- N Oro opaco Gold matt
- O Cromo Chrome
- P Cromo opaco Chrome matt
- Q Cromo nero Chrome black
- R Bronzo base Ottone Bronze Brass base
- S Bronzo base Rame Bronze Copper base
- T Ottone Brass
- U Rame Copper

#### FINITURE SPECIALI SU RICHIESTA (vedi p. 12) SPECIAL FINISHING ON REQUEST (see p. 12)

A

### COLORE CORPO BODY COLOR

#### TUTTI ALL

- A Alluminio anodizzato Anodized aluminium
- W RAL9016 bianco ragg. White wrinkle
- B RAL 9005 nero ragg. RAL 9005 black wrinkle
- G RAL 9006 grigio ragg. RAL 9006 grey wrinkle
- C Corten ragg. Corten wrinkle
- L RAL 9005 nero lucido Black glossy
- D RAL 1013 panna ragg. Cream wrinkle
- E RAL 9010 bianco ragg. White wrinkle
- F RAL 3020 rosso lucido Red glossy
- H RAL 1036 oro verniciato Painted gold
- I RAL 5026 blu metallizz. Metallic Blue
- K RAL 2000 arancio lucido Orange glossy

#### FINITURE SPECIALI SU RICHIESTA (vedi p. 12) SPECIAL FINISHING ON REQUEST (see p. 12)

## COME ORDINARE HOW TO ORDER

CREAZIONE CODICE CODE CREATION

**J G**

PROFILO  
PROFILE

**JG** Estro JG  
**JJ** Estro JJ

**P**

DIFFUSORE  
DIFFUSER

**P** Power

**A** Comfort C1  
**B** Comfort C2  
**C** Comfort C3  
**E** Excel

**1**

POTENZA  
POWER

**1** 1,3 W | 350mA | 155lm | 1 LED  
**2** 2,6 W | 350mA | 310lm | 2 LED  
**3** 3,9 W | 350mA | 564lm | 3 LED

**1** 1,3 W | 350mA | 155lm | 1 LED  
**2** 2,6 W | 350mA | 310lm | 2 LED  
**3** 3,9 W | 350mA | 564lm | 3 LED

**A**

TEMP. COLORE  
TEMPERATURE

**A** 2700K  
**B** 3000K  
**C** 4000K  
**D** 3500K

**A** 2700K  
**B** 3000K  
**C** 4000K  
**D** 3500K

**B**

OTTICA  
BEAM

**B** 25°  
**D** 40°  
**E** 60°  
**F** 80°  
**H** 30° x 65°

**A** 20°  
**C** 35°

**00000**

LUNGHEZZA  
LENGTH

**W**

COLORE COVER/CORPO  
BODY/COVER COLOR

**TUTTI ALL**

**W** RAL9016 bianco ragg.  
*White wrinkle*  
**B** RAL 9005 nero ragg.  
*RAL 9005 black wrinkle*  
**G** RAL 9006 grigio ragg.  
*RAL 9006 grey wrinkle*  
**C** Corten ragg.  
*Corten wrinkle*  
**M** Oro  
*Gold*  
**O** Cromo  
*Chrome*

**SU RICHIESTA**  
**ALTRE FINITURE** (vedi p.11)  
**E FINITURE SPECIALI**  
(vedi p.12)  
**OTHER FINISHING** (see p.11)  
**AND SPECIAL FINISHING**  
(see p.12)  
**ON REQUEST**

**W**

COLORE COVER/CORPO  
BODY/COVER COLOR

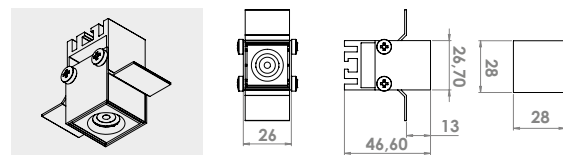
**TUTTI ALL**

**W** RAL9016 bianco ragg.  
*White wrinkle*  
**B** RAL 9005 nero ragg.  
*RAL 9005 black wrinkle*  
**G** RAL 9006 grigio ragg.  
*RAL 9006 grey wrinkle*  
**C** Corten ragg.  
*Corten wrinkle*  
**M** Oro  
*Gold*  
**O** Cromo  
*Chrome*

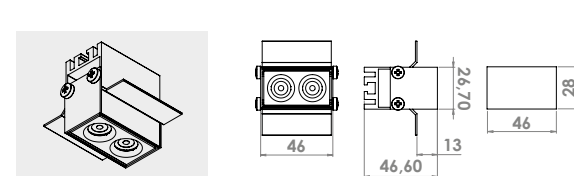
**SU RICHIESTA**  
**ALTRE FINITURE** (vedi p.11)  
**E FINITURE SPECIALI**  
(vedi p.12)  
**OTHER FINISHING** (see p.11)  
**AND SPECIAL FINISHING**  
(see p.12)  
**ON REQUEST**

driver standard 24V ULTRASLIM 15W 350mA  
*driver standard 24V ULTRASLIM 15W 350mA*  
**Cod. 122440**

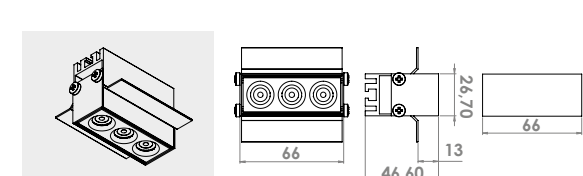
JG POWER-COMFROT-EXCEL - 1 LED



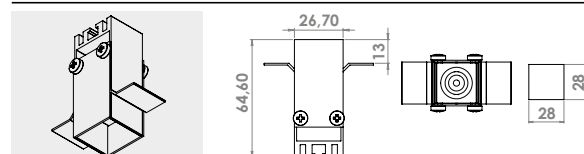
JG POWER-COMFROT-EXCEL - 2 LED



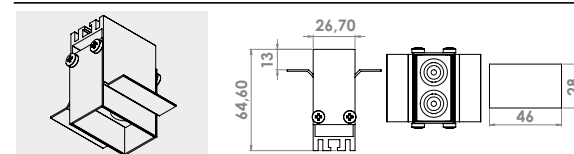
JG POWER-COMFROT-EXCEL - 3 LED



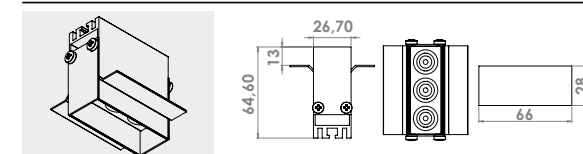
JJ POWER-COMFROT-EXCEL - 1 LED



JJ POWER-COMFROT-EXCEL - 2 LED

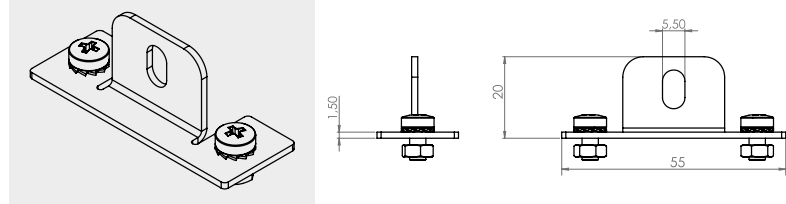


JJ POWER-COMFROT-EXCEL - 3 LED

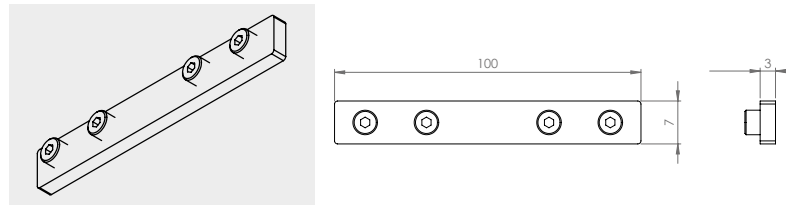


# ACCESSORI ACCESSORIES

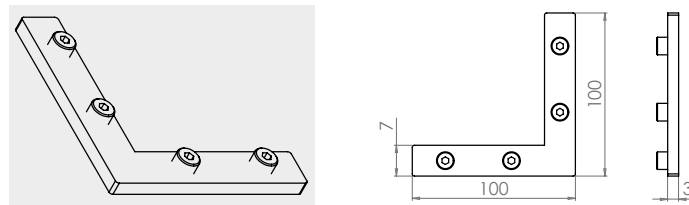
**ESTRO JGKIT01** (solo per JG-JH Only for JG-JH)  
Kit pendinatura incasso Recessed suspension system kit



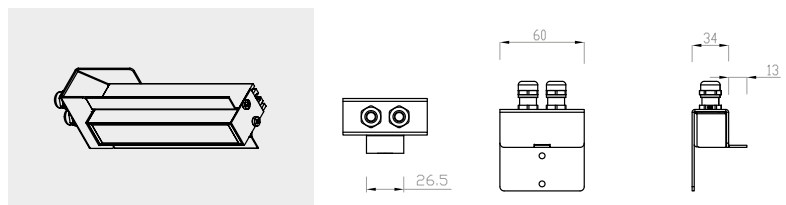
**ESTRO JAKIT02**  
Giunto lineare Linear joint



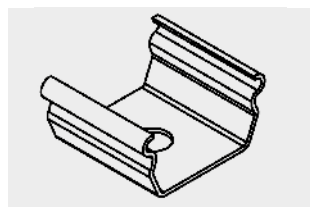
**ESTRO JAKIT03** (solo per JG-JH Only for JG-JH)  
Giunto a L joint



**ESTRO JGBOX** (solo per JG Only for JG)  
Box calcestruzzo Concrete box




**ESTRO JGM**  
Molla Spring



**INCASSO/RECESSED**

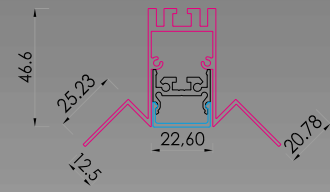
CARTONGESSO DA POSARE - ANGOLARI  
PLASTERBOARD TO BE INSTALLED - CORNER

ESTRO JH | JN | JO

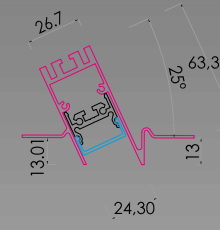


MADE IN ITALY

# ESTRO JO

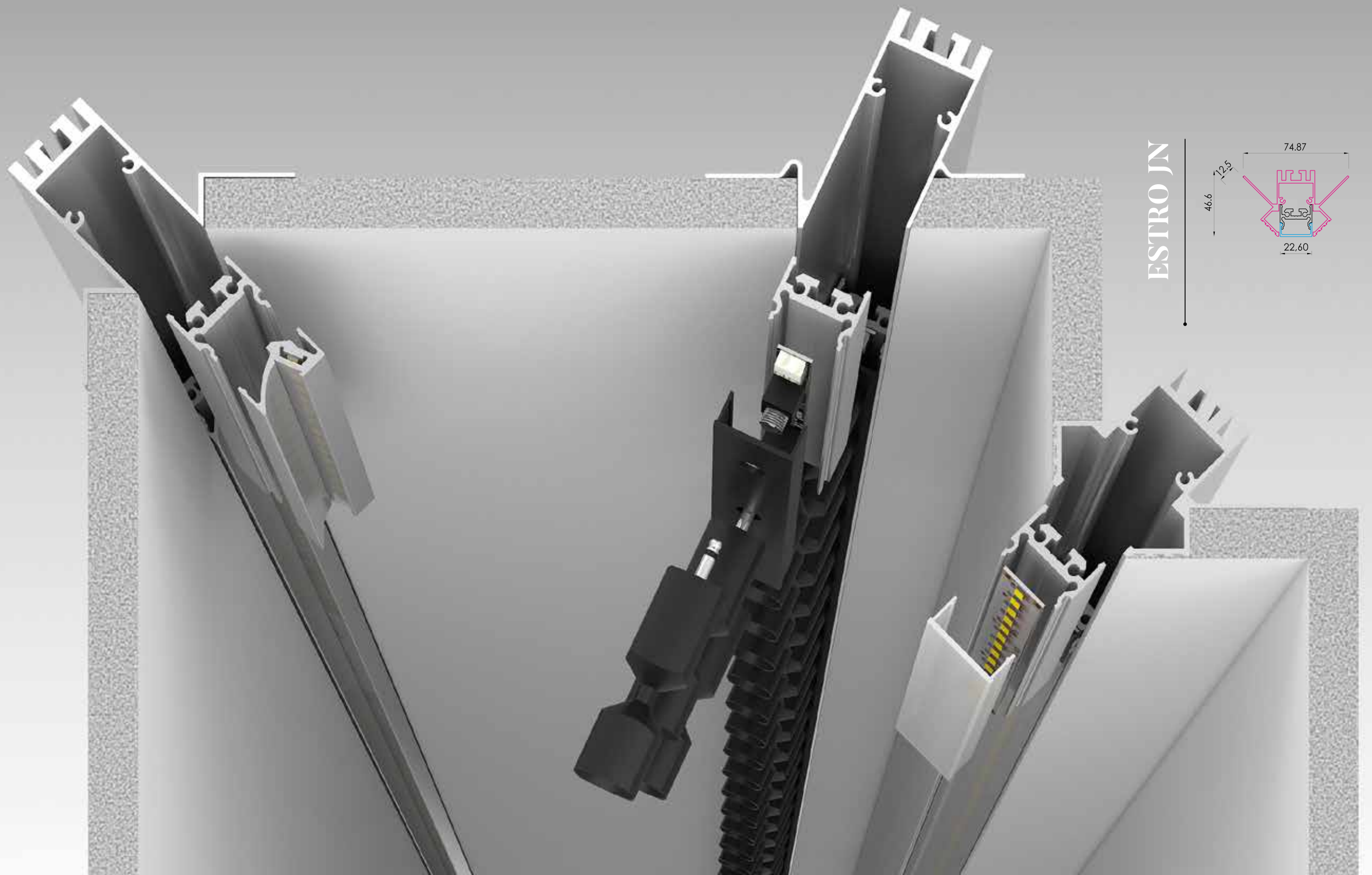
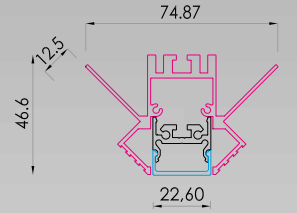


# ESTRO JH



25°

# ESTRO JN



# COME ORDINARE HOW TO ORDER

## CREAZIONE CODICE CODE CREATION

J H

### PROFILO PROFILE





- JH Estro JH
- JN Estro JN
- JO Estro JO

O

### DIFFUSORE DIFFUSER

-  O Opal
-  T Microprismatic

-  P Power

-  A Comfort C1
-  B Comfort C2
-  C Comfort C3
-  E Excel

-  R Reflecta

-  S Spot

-  I Blind

A

### POTENZA POWER

- A 19 W/m | 2000lm/m | 196 LED/m | **STRIP**
- B 10 W/m | 1120lm/m | 196 LED/m | **BAR**
- D 20 W/m | 2200lm/m | 196 LED/m | **BAR**
- E 30 W/m | 3480lm/m | 392 LED/m | **BAR**
- F 20 W/m | 1700lm/m | 196 LED/m | FRESH MEAT | **BAR**
- I 27 W/m | 5280lm/m | 240 LED/m | **STRIP**
- V 14.4 W/m | 1350lm/m | 238 LED/m | **STRIP SLIM**
- X 10 W/m | 985lm/m | 196 LED/m | **STRIP SLIM**
- O RGB | 14.4 W/m 60 LED/m | **STRIP**
- P RGB+W | 19.2 W/m 60 LED/m | **STRIP**
- R CTC | 16.5 W/m | 280 LED/m | **STRIP**
- T RGB +CTC | 19.2 W/m | 96 LED/m | **STRIP**
- S IP67 17,3 W/m | 1810lm/m | 168 LED/m | **STRIP**

- L 9 W/mod | 1080lm/mod | 7 LED/mod (140 mm)

- L 9 W/mod | 1080lm/mod | 7 LED/mod (140 mm)

- C 10 W/m | 1120lm/m | 196 LED/m | **BAR SLIM STRIP LED**
- V 14.4 W/m | 1350lm/m | 238 LED/m | **STRIP LED**
- X 10 W/m | 985lm/m | 196 LED/m | **STRIP LED**

- O -

- O -

A

### TEMP. COLORE TEMPERATURE

- A 2700K
- B 3000K
- C 4000K
- D 3500K (per/for A,B,D,E)
- RGB
- RGB+W
- O CTC
- RGB+CTC
- FRESH MEAT

- A 2700K
- B 3000K
- C 4000K
- D 3500K
- X 3000-5700K (MIX)
- T TUNABLE WHITE

- A 2700K
- B 3000K
- C 4000K
- D 3500K
- X 3000-5700K (MIX)
- T TUNABLE WHITE

- A 2700K
- B 3000K
- C 4000K
- D 3500K (per/for C)

- O -

- O -

O

### OTTICA BEAM

- O Diffuse

- B 25°
- D 40°
- E 60°
- F 80°
- H 30° x 65°

- A 20°
- C 35°

- I Wall Washer
- L Wide
- M Extra Wide

- O -

- O -

0 0 5 0 0

### LUNGHEZZA LENGTH

- ESEMPIO EXAMPLE**
- 00500 500 mm
- 01000 1000 mm

- ESEMPIO EXAMPLE**
- 00001 1 Module
- 00005 5 Modules

- ESEMPIO EXAMPLE**
- 00001 1 Module
- 00005 5 Modules

- ESEMPIO EXAMPLE**
- 00500 500 mm
- 01000 1000 mm

- ESEMPIO EXAMPLE**
- 00001 1 Module
- 00005 5 Modules

- ESEMPIO EXAMPLE**
- 00500 500 mm
- 01000 1000 mm

O

### COLORE COVER COVER COLOR

- OPALE/MICROPRISMATICO OPAL/MICROPRISMATIC**
- O Opale/Trasparente Opal/Transparent

#### ALTRI OTHER

- A Alluminio anodizzato Anodized aluminium
- W RAL9016 bianco ragg. White wrinkle
- B RAL 9005 nero ragg. RAL 9005 black wrinkle
- G RAL 9006 grigio ragg. RAL 9006 grey wrinkle
- C Corten ragg. Corten wrinkle
- L RAL 9005 nero lucido Black glossy
- D RAL 1013 panna ragg. Cream wrinkle
- E RAL 9010 bianco ragg. White wrinkle
- F RAL 3020 rosso lucido Red glossy
- H RAL 1036 oro verniciato Painted gold
- I RAL 5026 blu metallizz. Metallic Blue
- K RAL 2000 arancio lucido Orange glossy
- M Oro Gold
- N Oro opaco Gold matt
- O Cromo Chrome
- P Cromo opaco Chrome matt
- Q Cromo nero Chrome black
- R Bronzo base Ottone Bronze Brass base
- S Bronzo base Rame Bronze Copper base
- T Ottone Brass
- U Rame Copper

#### FINITURE SPECIALI SU RICHIESTA (vedi p. 12) SPECIAL FINISHING ON REQUEST (see p. 12)

A

### COLORE CORPO BODY COLOR

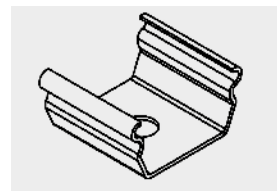
#### TUTTI ALL

- A Alluminio anodizzato Anodized aluminium
- W RAL9016 bianco ragg. White wrinkle
- B RAL 9005 nero ragg. RAL 9005 black wrinkle
- G RAL 9006 grigio ragg. RAL 9006 grey wrinkle
- C Corten ragg. Corten wrinkle
- L RAL 9005 nero lucido Black glossy
- D RAL 1013 panna ragg. Cream wrinkle
- E RAL 9010 bianco ragg. White wrinkle
- F RAL 3020 rosso lucido Red glossy
- H RAL 1036 oro verniciato Painted gold
- I RAL 5026 blu metallizz. Metallic Blue
- K RAL 2000 arancio lucido Orange glossy

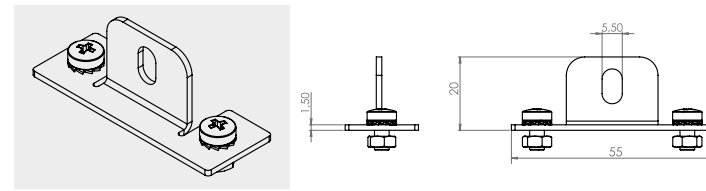
#### FINITURE SPECIALI SU RICHIESTA (vedi p. 12) SPECIAL FINISHING ON REQUEST (see p. 12)

# ACCESSORI ACCESSORIES

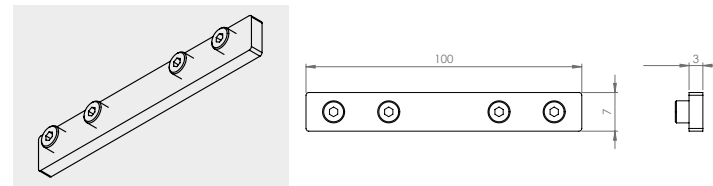
**ESTRO JGM**  
Molla Spring



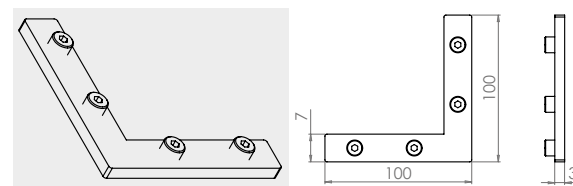
**ESTRO JGKIT01** (solo per JG-JH Only for JG-JH)  
Kit pendinatura incasso Recessed suspension system kit



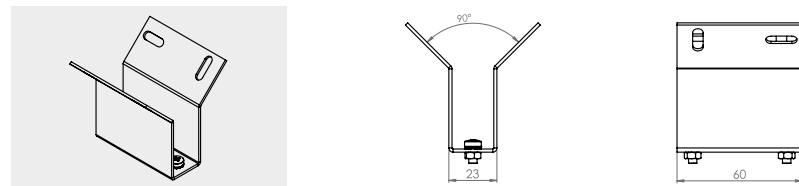
**ESTRO JAKIT02**  
Giunto lineare Linear joint



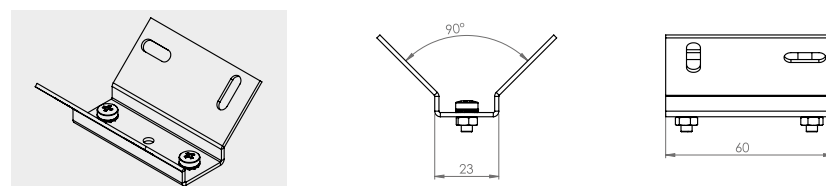
**ESTRO JAKIT03** (solo per JO Only for JO)  
Giunto a L L joint



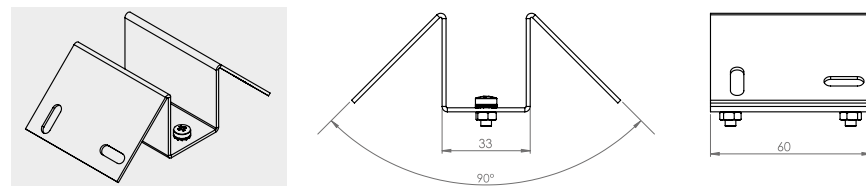
**ESTRO JNKIT01** (solo per JN Only for JN)  
Kit di fissaggio a muro Wall mounting kit



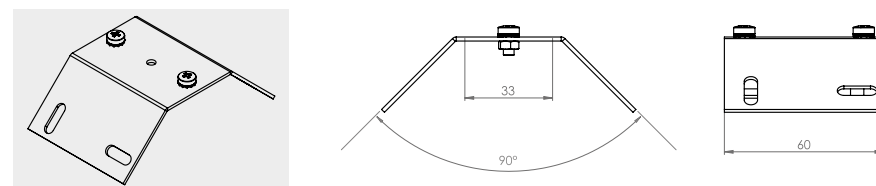
**ESTRO JNKIT02** (solo per JN Only for JN)  
Giunto a L L joint



**ESTRO JOKIT01** (solo per JO Only for JO)  
Kit di fissaggio a muro Wall mounting kit



**ESTRO JOKIT02** (solo per JO Only for JO)  
Giunto a L L joint



**INCASSO/RECESSED**

CARTONGESSO DA POSARE  
PLASTERBOARD TO BE INSTALLED

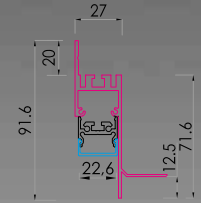
ESTRO JP | JQ | KO



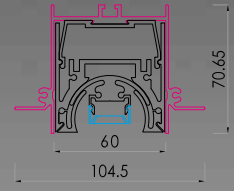
  
MADE IN ITALY



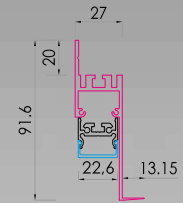
ESTRO JP



ESTRO KO



ESTRO JQ



# COME ORDINARE HOW TO ORDER

## CREAZIONE CODICE CODE CREATION

J P

### PROFILO PROFILE




- JP** Estro JP
- JQ** Estro JO
- KO** Estro KO

O

### DIFFUSORE DIFFUSER

-  **O** Opal
-  **T** Microprismatic

-  **P** Power

-  **A** Comfort C1
-  **B** Comfort C2
-  **C** Comfort C3
-  **E** Excel

-  **R** Reflecta

-  **S** Spot

-  **I** Blind

A

### POTENZA POWER

- A** 19 W/m | 2000lm/m | 196 LED/m | **STRIP**
- B** 10 W/m | 1120lm/m | 196 LED/m | **BAR**
- D** 20 W/m | 2200lm/m | 196 LED/m | **BAR**
- E** 30 W/m | 3480lm/m | 392 LED/m | **BAR**
- F** 20 W/m | 1700lm/m | 196 LED/m | FRESH MEAT | **BAR**
- I** 27 W/m | 5280lm/m | 240 LED/m | **STRIP**
- V** 14.4 W/m | 1350lm/m | 238 LED/m | **STRIP SLIM**
- X** 10 W/m | 985lm/m | 196 LED/m | **STRIP SLIM**
- O** RGB | 14.4 W/m 60 LED/m | **STRIP**
- P** RGB+W | 19.2 W/m 60 LED/m | **STRIP**
- R** CTC | 16.5 W/m | 280 LED/m | **STRIP**
- T** RGB +CTC | 19.2 W/m | 96 LED/m | **STRIP**
- S** IP67 17,3 W/m | 1810lm/m | 168 LED/m | **STRIP**

- L** 9 W/mod | 1080lm/mod | 7 LED/mod (140 mm)

- L** 9 W/mod | 1080lm/mod | 7 LED/mod (140 mm)

- C** 10 W/m | 1120lm/m | 196 LED/m | **BAR SLIM STRIP LED**
- V** 14.4 W/m | 1350lm/m | 238 LED/m | **STRIP LED**
- X** 10 W/m | 985lm/m | 196 LED/m | **STRIP LED**

- O** -

- O** -

A

### TEMP. COLORE TEMPERATURE

- A** 2700K
- B** 3000K
- C** 4000K
- D** 3500K (per/for A,B,D,E)
- RGB**
- RGB+W**
- O** CTC
- RGB+CTC**
- FRESH MEAT**

- A** 2700K
- B** 3000K
- C** 4000K
- D** 3500K
- X** 3000-5700K (MIX)
- T** TUNABLE WHITE

- A** 2700K
- B** 3000K
- C** 4000K
- D** 3500K
- X** 3000-5700K (MIX)
- T** TUNABLE WHITE

- A** 2700K
- B** 3000K
- C** 4000K
- D** 3500K (per/for C)

- O** -

- O** -

O

### OTTICA BEAM

- O** Diffuse

- B** 25°
- D** 40°
- E** 60°
- F** 80°
- H** 30° x 65°

- A** 20°
- C** 35°

- I** Wall Washer
- L** Wide
- M** Extra Wide

- O** -

- O** -

O O 5 0 0

### LUNGHEZZA LENGTH

- ESEMPIO EXAMPLE**
- 00500** 500 mm
- 01000** 1000 mm

- ESEMPIO EXAMPLE**
- 00001** 1 Module
- 00005** 5 Modules

- ESEMPIO EXAMPLE**
- 00001** 1 Module
- 00005** 5 Modules

- ESEMPIO EXAMPLE**
- 00500** 500 mm
- 01000** 1000 mm

- ESEMPIO EXAMPLE**
- 00001** 1 Module
- 00005** 5 Modules

- ESEMPIO EXAMPLE**
- 00500** 500 mm
- 01000** 1000 mm

O

### COLORE COVER COVER COLOR

- OPALE/MICROPRISMATICO OPAL/MICROPRISMATIC**
- O** Opale/Trasparente Opal/Transparent

#### ALTRI OTHER

- A** Alluminio anodizzato Anodized aluminium
- W** RAL9016 bianco ragg. White wrinkle
- B** RAL 9005 nero ragg. RAL 9005 black wrinkle
- G** RAL 9006 grigio ragg. RAL 9006 grey wrinkle
- C** Corten ragg. Corten wrinkle
- L** RAL 9005 nero lucido Black glossy
- D** RAL 1013 panna ragg. Cream wrinkle
- E** RAL 9010 bianco ragg. White wrinkle
- F** RAL 3020 rosso lucido Red glossy
- H** RAL 1036 oro verniciato Painted gold
- I** RAL 5026 blu metallizz. Metallic Blue
- K** RAL 2000 arancio lucido Orange glossy
- M** Oro Gold
- N** Oro opaco Gold matt
- O** Cromo Chrome
- P** Cromo opaco Chrome matt
- Q** Cromo nero Chrome black
- R** Bronzo base Ottone Bronze Brass base
- S** Bronzo base Rame Bronze Copper base
- T** Ottone Brass
- U** Rame Copper

#### FINITURE SPECIALI SU RICHIESTA (vedi p. 12) SPECIAL FINISHING ON REQUEST (see p. 12)

A

### COLORE CORPO BODY COLOR

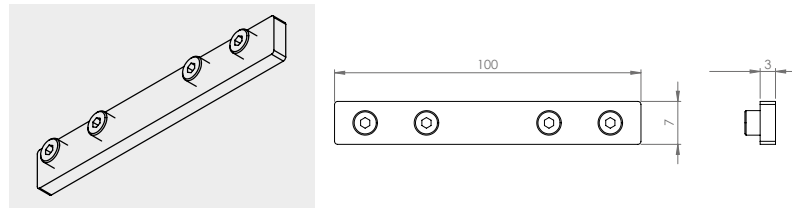
#### TUTTI ALL

- A** Alluminio anodizzato Anodized aluminium
- W** RAL9016 bianco ragg. White wrinkle
- B** RAL 9005 nero ragg. RAL 9005 black wrinkle
- G** RAL 9006 grigio ragg. RAL 9006 grey wrinkle
- C** Corten ragg. Corten wrinkle
- L** RAL 9005 nero lucido Black glossy
- D** RAL 1013 panna ragg. Cream wrinkle
- E** RAL 9010 bianco ragg. White wrinkle
- F** RAL 3020 rosso lucido Red glossy
- H** RAL 1036 oro verniciato Painted gold
- I** RAL 5026 blu metallizz. Metallic Blue
- K** RAL 2000 arancio lucido Orange glossy

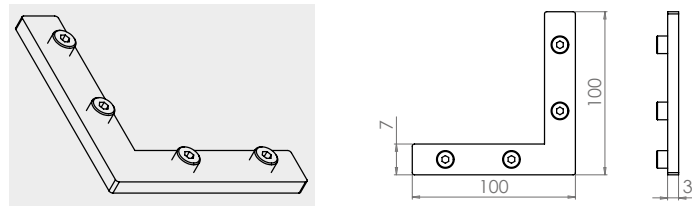
#### FINITURE SPECIALI SU RICHIESTA (vedi p. 12) SPECIAL FINISHING ON REQUEST (see p. 12)

# ACCESSORI ACCESSORIES


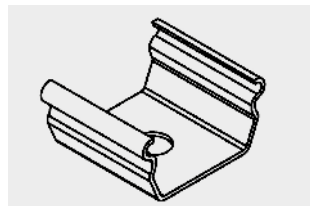
**ESTRO JAKIT02** (solo per JP-JQ Only for JP-JQ)  
Giunto lineare Linear joint



**ESTRO JAKIT03** (solo per JP-JQ Only for JP-JQ)  
Giunto a L L joint




**ESTRO JGM**  
Molla Spring



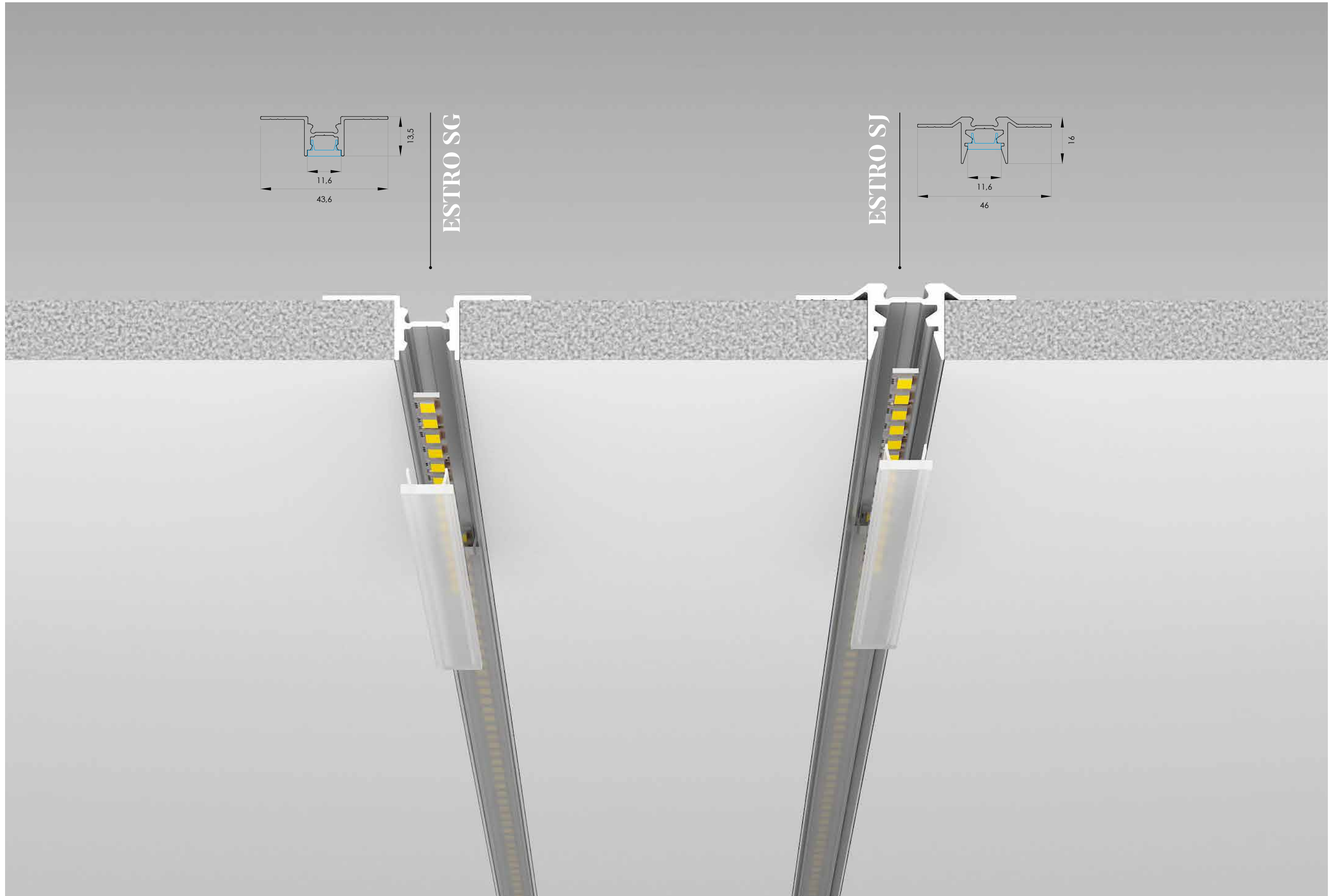
**INCASSO/RECESSED**

CARTONGESSO DA POSARE - SERIE-S  
PLASTERBOARD TO BE INSTALLED - S-SERIES

ESTRO SG | SJ



MADE IN ITALY



## COME ORDINARE HOW TO ORDER

### CREAZIONE CODICE CODE CREATION


S G

#### PROFILO PROFILE

SG EstroSG  
SJ Estro SJ

O

#### DIFFUSORE DIFFUSER

 O Opal

 F S-Power

 D S-Excel

 G S-Comfort

 I Blind

C

#### POTENZA POWER

C 10 W/m I 1120lm/m I 196 LED/m I  
**BAR SLIM**  
V 14.4 W/m I 1350lm/m I 238 LED/m I  
**STRIP SLIM**  
X 10 W/m I 985lm/m I 196 LED/m I  
**STRIP SLIM**  
M 9 W/m RGB **STRIP SLIM** I 120 LED/m

Q 3.6 W/mod I 460lm/mod I 7 LED/mod  
(140 mm)

Q 3.6 W/mod I 460lm/mod I 7 LED/mod  
(140 mm)

Q 3.6 W/mod I 460lm/mod I 7 LED/mod  
(140 mm)

O -

A

#### TEMP. COLORE TEMPERATURE

A 2700K  
B 3000K  
C 4000K  
D 3500K  
(per/for C)  
O RGB

A 2700K  
B 3000K  
C 4000K  
D 3500K

A 2700K  
B 3000K  
C 4000K  
D 3500K

A 2700K  
B 3000K  
C 4000K  
D 3500K

O -

O

#### OTTICA BEAM

O Diffuse

1 Cover a filo /  
Wire cover  
2 Cover svasata /  
Vased cover

3 Riflettore tondo /  
round reflector  
4 Riflettore  
quadrato /  
square reflector

5 Cover quadrata /  
square cover  
6 Cover  
rettangolare /  
rectangular  
cover  
7 Cover tonda /  
round cover

O -

O O 5 0 0

#### LUNGHEZZA LENGTH

**ESEMPIO EXAMPLE**  
00500 500 mm  
01000 1000 mm

**ESEMPIO EXAMPLE**  
00001 1 Module  
00005 5 Modules

**ESEMPIO EXAMPLE**  
00001 1 Module  
00005 5 Modules

**ESEMPIO EXAMPLE**  
00001 1 Module  
00005 5 Modules

**ESEMPIO EXAMPLE**  
00500 500 mm  
01000 1000 mm

O

#### COLORE COVER COVER COLOR

**OPALE/MICROPRISMATICO  
OPAL/MICROPRISMATIC**  
O Opale/Trasparente  
Opal/Transparent

#### ALTRI OTHER

A Alluminio anodizzato  
Anodized aluminium  
W RAL9016 bianco ragg.  
White wrinkle  
B RAL 9005 nero ragg.  
RAL 9005 black wrinkle  
G RAL 9006 grigio ragg.  
RAL 9006 grey wrinkle  
C Corten ragg.  
Corten wrinkle  
L RAL 9005 nero lucido  
Black glossy  
D RAL 1013 panna ragg.  
Cream wrinkle  
E RAL 9010 bianco ragg.  
White wrinkle  
F RAL 3020 rosso lucido  
Red glossy  
H RAL 1036 oro verniciato  
Painted gold  
I RAL 5026 blu metallizz.  
Metallic Blue  
K RAL 2000 arancio lucido  
Orange glossy  
M Oro  
Gold  
N Oro opaco  
Gold matt  
O Cromo  
Chrome  
P Cromo opaco  
Chrome matt  
Q Cromo nero  
Chrome black  
R Bronzo base Ottone  
Bronze Brass base  
S Bronzo base Rame  
Bronze Copper base  
T Ottone  
Brass  
U Rame  
Copper

**FINITURE SPECIALI  
SU RICHIESTA (vedi p. 12)  
SPECIAL FINISHING  
ON REQUEST (see p. 12)**

A

#### COLORE CORPO BODY COLOR

#### TUTTI ALL


A Alluminio anodizzato  
Anodized aluminium  
W RAL9016 bianco ragg.  
White wrinkle  
B RAL 9005 nero ragg.  
RAL 9005 black wrinkle  
G RAL 9006 grigio ragg.  
RAL 9006 grey wrinkle  
C Corten ragg.  
Corten wrinkle  
L RAL 9005 nero lucido  
Black glossy  
D RAL 1013 panna ragg.  
Cream wrinkle  
E RAL 9010 bianco ragg.  
White wrinkle  
F RAL 3020 rosso lucido  
Red glossy  
H RAL 1036 oro verniciato  
Painted gold  
I RAL 5026 blu metallizz.  
Metallic Blue  
K RAL 2000 arancio lucido  
Orange glossy  
M Oro  
Gold  
N Oro opaco  
Gold matt  
O Cromo  
Chrome  
P Cromo opaco  
Chrome matt  
Q Cromo nero  
Chrome black  
R Bronzo base Ottone  
Bronze Brass base  
S Bronzo base Rame  
Bronze Copper base  
T Ottone  
Brass  
U Rame  
Copper

**FINITURE SPECIALI  
SU RICHIESTA (vedi p. 12)  
SPECIAL FINISHING  
ON REQUEST (see p. 12)**

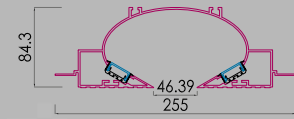
**INCASSO/RECESSED**

CARTONGESSO DA POSARE - GOLA LUMINOSA  
PLASTERBOARD TO BE INSTALLED - LIGHTING CAVE

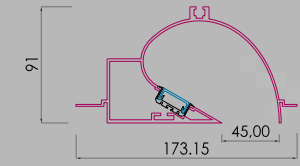
ESTRO KC | KD




MADE IN ITALY



ESTRO KD



ESTRO KC





## COME ORDINARE HOW TO ORDER

CREAZIONE CODICE CODE CREATION

K C

PROFILO  
PROFILE

KC Estro KC  
Mono  
KD Estro KD  
Biemission

O

DIFFUSORE  
DIFFUSER

O Opal  
T Microprismatic

A

POTENZA  
POWER

A 19 W/m | 2000lm/m | 196 LED/m | **STRIP**  
B 10 W/m | 1120lm/m | 196 LED/m | **BAR**  
D 20 W/m | 2200lm/m | 196 LED/m | **BAR**  
V 14.4 W/m | 1350lm/m | 238 LED/m | **STRIP SLIM**  
X 10 W/m | 985lm/m | 196 LED/m | **STRIP SLIM**  
O RGB | 14.4 W/m | 60 LED/m | **STRIP**  
P RGB+W | 19.2 W/m | 60 LED/m | **STRIP**  
R CTC | 16.5 W/m | 280 LED/m | **STRIP**  
T RGB+CTC | 19.2 W/m | 96 LED/m | **STRIP**  
S IP67 17,3 W/m | 1810lm/m | 168 LED/m | **STRIP**

A

TEMP. COLORE  
TEMPERATURE

A 2700K  
B 3000K  
C 4000K  
D 3500K  
(per/for A,B,D,E)  
RGB  
RGB+W  
O CTC  
RGB+CTC  
FRESH MEAT

O

OTTICA  
BEAM

O Diffuse

0 0 5 0 0

LUNGHEZZA  
LENGTH

**ESEMPIO EXAMPLE**  
00500 500 mm  
01000 1000 mm

O

COLORE COVER  
COVER COLOR

**OPALE/MICROPRISMATICO**  
**OPAL/MICROPRISMATIC**

O Opale/Trasparente  
Opal/Transparent

**ALTRI OTHER**

A Alluminio anodizzato  
Anodized aluminium  
W RAL9016 bianco ragg.  
White wrinkle  
B RAL 9005 nero ragg.  
RAL 9005 black wrinkle  
G RAL 9006 grigio ragg.  
RAL 9006 grey wrinkle  
C Corten ragg.  
Corten wrinkle  
L RAL 9005 nero lucido  
Black glossy  
D RAL 1013 panna ragg.  
Cream wrinkle  
E RAL 9010 bianco ragg.  
White wrinkle  
F RAL 3020 rosso lucido  
Red glossy  
H RAL 1036 oro verniciato  
Painted gold  
I RAL 5026 blu metallizz.  
Metallic Blue  
K RAL 2000 arancio lucido  
Orange glossy  
M Oro  
Gold  
N Oro opaco  
Gold matt  
O Cromo  
Chrome  
P Cromo opaco  
Chrome matt  
Q Cromo nero  
Chrome black  
R Bronzo base Ottone  
Bronze Brass base  
S Bronzo base Rame  
Bronze Copper base  
T Ottone  
Brass  
U Rame  
Copper

**FINITURE SPECIALI**  
**SU RICHIESTA** (vedi p. 12)  
**SPECIAL FINISHING**  
**ON REQUEST** (see p. 12)

A

COLORE CORPO  
BODY COLOR

**TUTTI ALL**

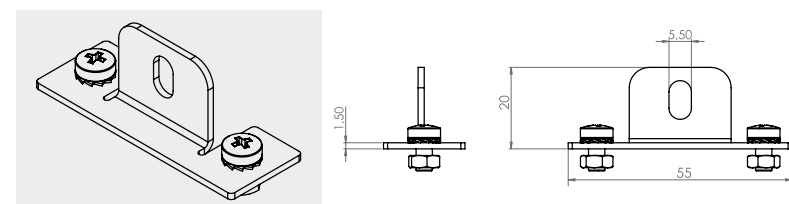
A Alluminio anodizzato  
Anodized aluminium  
W RAL9016 bianco ragg.  
White wrinkle  
B RAL 9005 nero ragg.  
RAL 9005 black wrinkle  
G RAL 9006 grigio ragg.  
RAL 9006 grey wrinkle  
C Corten ragg.  
Corten wrinkle  
L RAL 9005 nero lucido  
Black glossy  
D RAL 1013 panna ragg.  
Cream wrinkle  
E RAL 9010 bianco ragg.  
White wrinkle  
F RAL 3020 rosso lucido  
Red glossy  
H RAL 1036 oro verniciato  
Painted gold  
I RAL 5026 blu metallizz.  
Metallic Blue  
K RAL 2000 arancio lucido  
Orange glossy


**FINITURE SPECIALI**  
**SU RICHIESTA** (vedi p. 12)  
**SPECIAL FINISHING**  
**ON REQUEST** (see p. 12)

## ACCESSORI ACCESSORIES

### ESTRO JGKIT01

Kit pendinatura incasso Recessed suspension system kit






## **ESTRO SOSPENSIONE ESTRO SUSPENSION**

Le soluzioni Estro a sospensione sono perfettamente integrabili con le diverse realizzazioni lineari, angolari, ad incasso che abbiamo finora presentato. Esse mantengono le stesse caratteristiche di semplicità d'installazione e contribuiscono alla costruzione degli spazi e delle architetture attraverso infinite possibili combinazioni.

Estro suspension solutions can be perfectly integrated with the different linear, angular and recessed versions that we have presented. They maintain the same characteristics of easy installation and contribute to the construction of spaces and architecture through endless possible combinations.

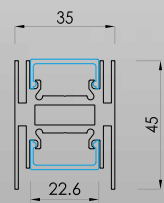
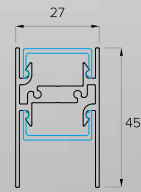
**SOSPENSIONE/SUSPENSION**

**ESTRO JS | HS | KQ | KS | KY**



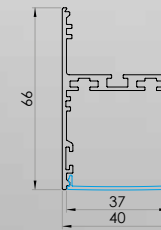
  
MADE IN ITALY

ESTRO KY




ESTRO JS

ESTRO HS

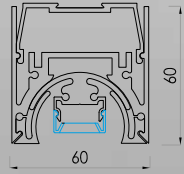


DRIVER INCLUSI  
DRIVERS INCLUDED

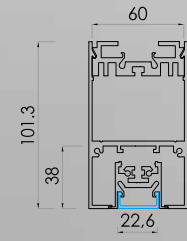


**Possibilità di  
inserire il binario  
(230V o 48V)**  
Possibility to insert the  
track (230V or 48V)

ESTRO KQ



ESTRO KS



# COME ORDINARE HOW TO ORDER

## CREAZIONE CODICE CODE CREATION

J S

### PROFILO PROFILE

- JS Estro JS<sup>1</sup>
- HS Estro HS<sup>1</sup>
- KQ Estro KQ\*
- KS Estro KS<sup>1</sup>
- KY Estro KY

O

### DIFFUSORE DIFFUSER

-  O Opal
-  T Microprismatic

-  P Power

-  A Comfort C1
-  B Comfort C2
-  C Comfort C3
-  E Excel

-  R Reflecta

-  S Spot

-  I Blind

A

### POTENZA POWER

- A 19 W/m | 2000lm/m | 196 LED/m | **STRIP**
- B 10 W/m | 1120lm/m | 196 LED/m | **BAR**
- D 20 W/m | 2200lm/m | 196 LED/m | **BAR**
- E 30 W/m | 3480lm/m | 392 LED/m | **BAR**
- F 20 W/m | 1700lm/m | 196 LED/m | FRESH MEAT | **BAR**
- I 27 W/m | 5280lm/m | 240 LED/m | **STRIP**
- V 14.4 W/m | 1350lm/m | 238 LED/m | **STRIP SLIM**
- X 10 W/m | 985lm/m | 196 LED/m | **STRIP SLIM**
- O RGB | 14.4 W/m 60 LED/m | **STRIP**
- P RGB+W | 19.2 W/m 60 LED/m | **STRIP**
- R CTC | 16.5 W/m | 280 LED/m | **STRIP**
- T RGB +CTC | 19.2 W/m | 96 LED/m | **STRIP**
- S IP67 17,3 W/m | 1810lm/m | 168 LED/m | **STRIP**

- L 9 W/mod | 1080lm/mod | 7 LED/mod (140 mm)

- L 9 W/mod | 1080lm/mod | 7 LED/mod (140 mm)

- C 10 W/m | 1120lm/m | 196 LED/m | **BAR SLIM**
- V 14.4 W/m | 1350lm/m | 238 LED/m | **STRIP LED**
- X 10 W/m | 985lm/m | 196 LED/m | **STRIP LED**

- O -

- O -

A

### TEMP. COLORE TEMPERATURE

- A 2700K
- B 3000K
- C 4000K
- D 3500K (per/for A,B,D,E)
- RGB
- RGB+W
- O CTC
- RGB+CTC
- FRESH MEAT

- A 2700K
- B 3000K
- C 4000K
- D 3500K
- X 3000-5700K (MIX)
- T TUNABLE WHITE

- A 2700K
- B 3000K
- C 4000K
- D 3500K
- X 3000-5700K (MIX)
- T TUNABLE WHITE

- A 2700K
- B 3000K
- C 4000K
- D 3500K (per/for C)

- O -

- O -

O

### OTTICA BEAM

- O Diffuse

- B 25°
- D 40°
- E 60°
- F 80°
- H 30° x 65°

- A 20°
- C 35°

- I Wall Washer
- L Wide
- M Extra Wide

- O -

- O -

0 0 5 0 0

### LUNGHEZZA LENGTH

- ESEMPIO EXAMPLE**
- 00500 500 mm
- 01000 1000 mm

- ESEMPIO EXAMPLE**
- 00001 1 Module
- 00005 5 Modules

- ESEMPIO EXAMPLE**
- 00001 1 Module
- 00005 5 Modules

- ESEMPIO EXAMPLE**
- 00500 500 mm
- 01000 1000 mm

- ESEMPIO EXAMPLE**
- 00001 1 Module
- 00005 5 Modules

- ESEMPIO EXAMPLE**
- 00500 500 mm
- 01000 1000 mm

O

### COLORE COVER COVER COLOR

- OPALE/MICROPRISMATICO OPAL/MICROPRISMATIC**
- O Opale/Trasparente Opal/Transparent

#### ALTRI OTHER

- A Alluminio anodizzato Anodized aluminium
- W RAL9016 bianco ragg. White wrinkle
- B RAL 9005 nero ragg. RAL 9005 black wrinkle
- G RAL 9006 grigio ragg. RAL 9006 grey wrinkle
- C Corten ragg. Corten wrinkle
- L RAL 9005 nero lucido Black glossy
- D RAL 1013 panna ragg. Cream wrinkle
- E RAL 9010 bianco ragg. White wrinkle
- F RAL 3020 rosso lucido Red glossy
- H RAL 1036 oro verniciato Painted gold
- I RAL 5026 blu metallizz. Metallic Blue
- K RAL 2000 arancio lucido Orange glossy
- M Oro Gold
- N Oro opaco Gold matt
- O Cromo Chrome
- P Cromo opaco Chrome matt
- Q Cromo nero Chrome black
- R Bronzo base Ottone Bronze Brass base
- S Bronzo base Rame Bronze Copper base
- T Ottone Brass
- U Rame Copper

#### FINITURE SPECIALI SU RICHIESTA (vedi p. 12) SPECIAL FINISHING ON REQUEST (see p. 12)

A

### COLORE CORPO BODY COLOR

#### TUTTI ALL

- A Alluminio anodizzato Anodized aluminium
- W RAL9016 bianco ragg. White wrinkle
- B RAL 9005 nero ragg. RAL 9005 black wrinkle
- G RAL 9006 grigio ragg. RAL 9006 grey wrinkle
- C Corten ragg. Corten wrinkle
- L RAL 9005 nero lucido Black glossy
- D RAL 1013 panna ragg. Cream wrinkle
- E RAL 9010 bianco ragg. White wrinkle
- F RAL 3020 rosso lucido Red glossy
- H RAL 1036 oro verniciato Painted gold
- I RAL 5026 blu metallizz. Metallic Blue
- K RAL 2000 arancio lucido Orange glossy
- M Oro Gold
- N Oro opaco Gold matt
- O Cromo Chrome
- P Cromo opaco Chrome matt
- Q Cromo nero Chrome black
- R Bronzo base Ottone Bronze Brass base
- S Bronzo base Rame Bronze Copper base
- T Ottone Brass
- U Rame Copper

#### FINITURE SPECIALI SU RICHIESTA (vedi p. 12) SPECIAL FINISHING ON REQUEST (see p. 12)

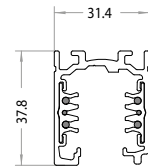
\*Finiture GALVANICHE non disponibili / GALVANIC finishing not available

<sup>1</sup> Per monoemissione aggiungere in fondo al codice "MI" per emissione indiretta e "MD" per emissione diretta

<sup>1</sup> For mono emission version add "MI" for indirect light and "MD" for direct light at the end of the code

# ACCESSORI ACCESSORIES

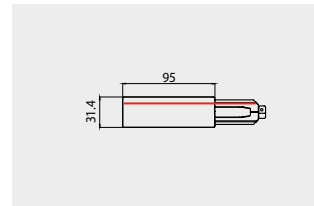
## Binario standard/Dali Standard/Dali track 3 fasi+Dali 3 phases + Dali (solo per HS/KS Only for HS/KS)



Codice Code	Lungh. in mt Length mt			Finitura Finish	
	1 m	2 m	3 m	<input type="checkbox"/>	<input checked="" type="checkbox"/>
<b>9605A</b>	<b>01</b>	<b>02</b>	<b>03</b>	<b>1</b>	<b>2</b>

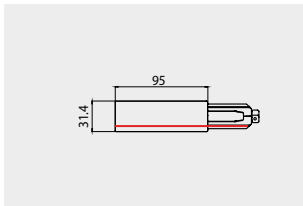
Esempio: 9605A012 = Binario - 1 m - nero  
Example: 9605A012 = Binario - 1 m - black

## Testata polarità destra/terra sinistra. Right polarity live-end/left earth (solo per HS/KS Only for HS/KS)



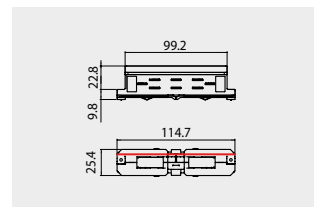
Codice Code	Finitura Finish	
<b>9605A12</b>	<input type="checkbox"/>	<input checked="" type="checkbox"/>
	<b>1</b>	<b>2</b>

## Testata polarità sinistra/terra destra. Left polarity live-end/right earth (solo per HS/KS Only for HS/KS)



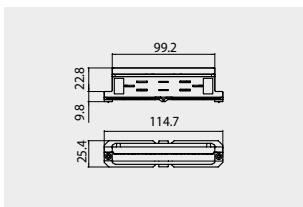
Codice Code	Finitura Finish	
<b>9605A15</b>	<input type="checkbox"/>	<input checked="" type="checkbox"/>
	<b>1</b>	<b>2</b>

## Giunto lineare con contatti Electrical straight through joint. (solo per HS/KS Only for HS/KS)



Codice Code	Finitura Finish	
<b>9605A14</b>	<input type="checkbox"/>	<input checked="" type="checkbox"/>
	<b>1</b>	<b>2</b>

## Giunto lineare isolante senza contatti. Mechanical straight insulating joint. (solo per HS/KS Only for HS/KS)



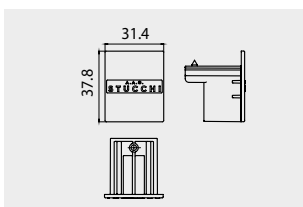
Codice Code	Finitura Finish	
<b>9605A30</b>	<input type="checkbox"/>	<input checked="" type="checkbox"/>
	<b>1</b>	<b>2</b>

## Copertura binario 1000 mm Track cover 1000 mm (solo per HS/KS Only for HS/KS)



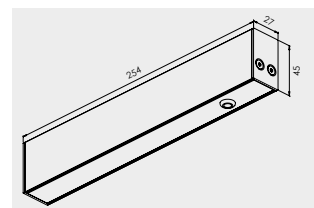
Codice Code	Finitura Finish	
<b>9605A28</b>	<input type="checkbox"/>	<input checked="" type="checkbox"/>
	<b>1</b>	<b>2</b>

## Tappo chiusura Dead end (solo per HS/KS Only for HS/KS)

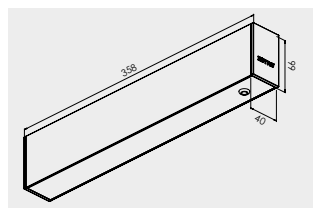


Codice Code	Finitura Finish	
<b>9605A13</b>	<input type="checkbox"/>	<input checked="" type="checkbox"/>
	<b>1</b>	<b>2</b>

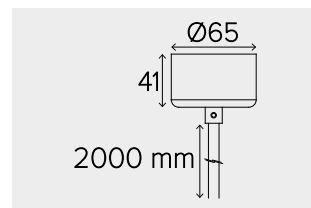
## ESTRO KYROSEx Rosone verniciato con driver standard 60w integrato Painted canopy with standard driver 60w included



## ESTRO HSROSDx Rosone verniciato con driver dimmerabile 60w integrato \* Painted canopy with dimmable driver 60w included \*



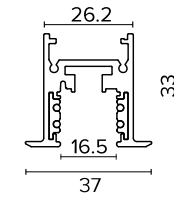
## ESTRO HSKITROSx Rosone con cavo a 5 poli L=2m verniciato Painted canopy with 5p cable L=2m



per finiture vedi p. 11 / for finishing see p. 11  
\* Su richiesta 100W/150W / On request: 100W/150W

# ACCESSORI ACCESSORIES

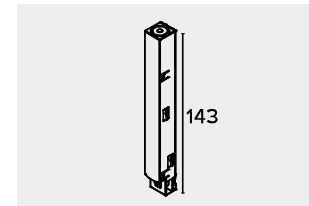
## Binario 48V 48V track (solo per HS/KS Only for HS/KS)



Codice Code	Lungh. in mt Length mt			Finitura Finish	
	1 m	2 m	3 m	<input type="checkbox"/>	<input checked="" type="checkbox"/>
<b>9645A</b>	<b>01</b>	<b>02</b>	<b>03</b>	<b>1</b>	<b>2</b>

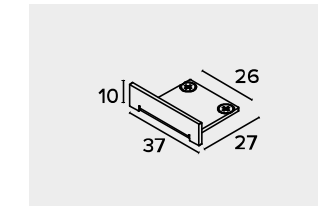
Esempio: 9645A012 = Binario - 1 m - nero  
Example: 9645A012 = Binario - 1 m - black

## Testata End feet (solo per HS/KS Only for HS/KS)



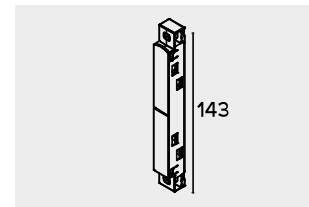
Codice Code	Finitura Finish	
<b>9630A12</b>	<input type="checkbox"/>	<input checked="" type="checkbox"/>
	<b>1</b>	<b>2</b>

## Tappo chiusura Dead end (solo per HS/KS Only for HS/KS)



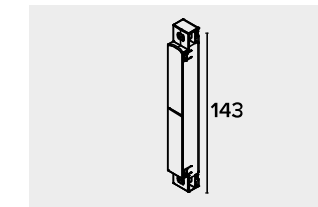
Codice Code	Finitura Finish	
<b>9645A13</b>	<input type="checkbox"/>	<input checked="" type="checkbox"/>
	<b>1</b>	<b>2</b>

## Giunto lineare con contatti Electrical straight joint (solo per HS/KS Only for HS/KS)



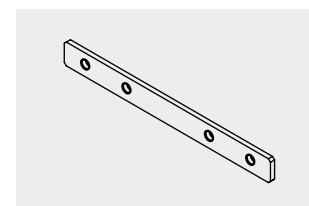
Codice Code	Finitura Finish	
<b>9630A14</b>	<input type="checkbox"/>	<input checked="" type="checkbox"/>
	<b>1</b>	<b>2</b>

## Giunto lineare senza contatti Electrical straight without joint (solo per HS/KS Only for HS/KS)

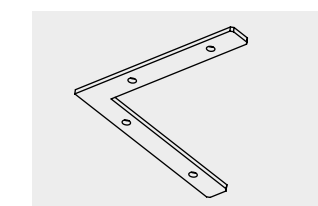


Codice Code	Finitura Finish	
<b>9630A30</b>	<input type="checkbox"/>	<input checked="" type="checkbox"/>
	<b>1</b>	<b>2</b>

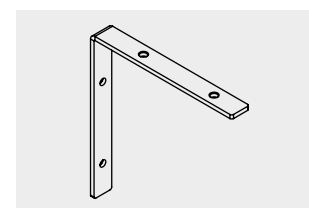
## ESTRO HSKIT02 (solo per HS Only for HS) Giunto lineare Linear joint



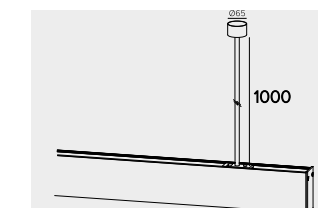
## ESTRO HSKIT03 (solo per HS Only for HS) Giunto a L L joint



## ESTRO HSKIT04 (solo per HS Only for HS) Giunto a L verticale Vertical angle




## ESTRO TIGxxxx TIGE RIGIDA Ø est 12mm TIGE Ø ext 12mm Colorazione RAL RAL finishing



KIT di sospensione: inclusi / Suspension KIT: included





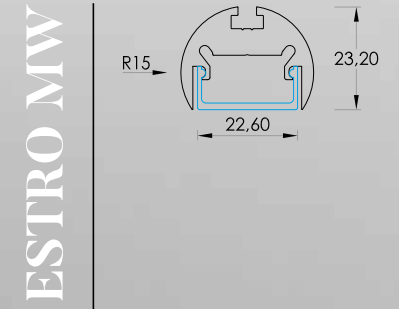
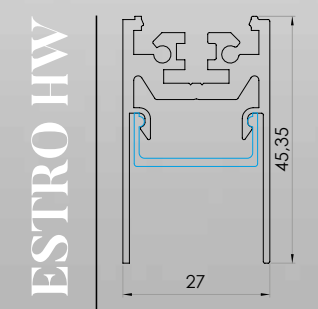
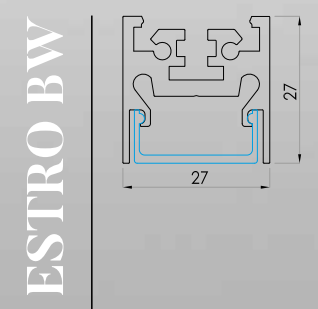
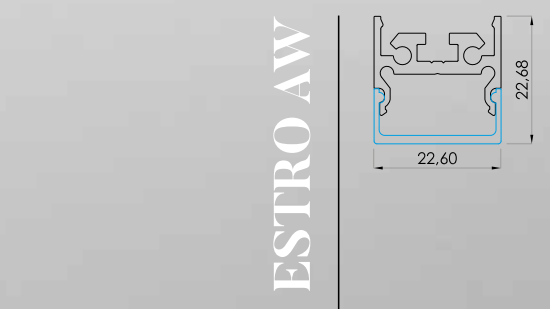
SOSPENSIONE/SUSPENSION

ESTRO AW | BW | HW | MW



MADE IN ITALY





# COME ORDINARE HOW TO ORDER

## CREAZIONE CODICE CODE CREATION

A W

### PROFILO PROFILE





- AW** Estro AW
- BW** Estro BW
- HW** Estro HW
- MW** Estro MW

O

### DIFFUSORE DIFFUSER

-  **O** Opal
-  **T** Microprismatic

-  **P** Power

-  **A** Comfort C1
-  **B** Comfort C2
-  **C** Comfort C3
-  **E** Excel

-  **R** Reflecta

-  **S** Spot

-  **I** Blind

A

### POTENZA POWER

- A** 19 W/m | 2000lm/m | 196 LED/m | **STRIP**
- B** 10 W/m | 1120lm/m | 196 LED/m | **BAR**
- D** 20 W/m | 2200lm/m | 196 LED/m | **BAR**
- E** 30 W/m | 3480lm/m | 392 LED/m | **BAR**
- F** 20 W/m | 1700lm/m | 196 LED/m | FRESH MEAT | **BAR**
- I** 27 W/m | 5280lm/m | 240 LED/m | **STRIP**
- V** 14.4 W/m | 1350lm/m | 238 LED/m | **STRIP SLIM**
- X** 10 W/m | 985lm/m | 196 LED/m | **STRIP SLIM**
- O** RGB | 14.4 W/m 60 LED/m | **STRIP**
- P** RGB+W | 19.2 W/m 60 LED/m | **STRIP**
- R** CTC | 16.5 W/m | 280 LED/m | **STRIP**
- T** RGB +CTC | 19.2 W/m | 96 LED/m | **STRIP**
- S** IP67 17,3 W/m | 1810lm/m | 168 LED/m | **STRIP**

- L** 9 W/mod | 1080lm/mod | 7 LED/mod (140 mm)

- L** 9 W/mod | 1080lm/mod | 7 LED/mod (140 mm)

- C** 10 W/m | 1120lm/m | 196 LED/m | **BAR SLIM**
- V** 14.4 W/m | 1350lm/m | 238 LED/m | **STRIP LED**
- X** 10 W/m | 985lm/m | 196 LED/m | **STRIP LED**

- O** -

- O** -

A

### TEMP. COLORE TEMPERATURE

- A** 2700K
- B** 3000K
- C** 4000K
- D** 3500K (per/for A,B,D,E)
- O** RGB
- O** RGB+W
- O** CTC
- O** RGB+CTC
- O** FRESH MEAT

- A** 2700K
- B** 3000K
- C** 4000K
- D** 3500K
- X** 3000-5700K (MIX)
- T** TUNABLE WHITE

- A** 2700K
- B** 3000K
- C** 4000K
- D** 3500K
- X** 3000-5700K (MIX)
- T** TUNABLE WHITE

- A** 2700K
- B** 3000K
- C** 4000K
- D** 3500K (per/for C)

- O** -

- O** -

O

### OTTICA BEAM

- O** Diffuse

- B** 25°
- D** 40°
- E** 60°
- F** 80°
- H** 30° x 65°

- A** 20°
- C** 35°

- I** Wall Washer
- L** Wide
- M** Extra Wide

- O** -

- O** -

0 0 5 0 0

### LUNGHEZZA LENGTH

- ESEMPIO EXAMPLE**
- 00500** 500 mm
- 01000** 1000 mm

- ESEMPIO EXAMPLE**
- 00001** 1 Module
- 00005** 5 Modules

- ESEMPIO EXAMPLE**
- 00001** 1 Module
- 00005** 5 Modules

- ESEMPIO EXAMPLE**
- 00500** 500 mm
- 01000** 1000 mm

- ESEMPIO EXAMPLE**
- 00001** 1 Module
- 00005** 5 Modules

- ESEMPIO EXAMPLE**
- 00500** 500 mm
- 01000** 1000 mm

O

### COLORE COVER COVER COLOR

- OPALE/MICROPRISMATICO OPAL/MICROPRISMATIC**
- O** Opale/Trasparente Opal/Transparent

#### ALTRI OTHER

- A** Alluminio anodizzato Anodized aluminium
- W** RAL9016 bianco ragg. White wrinkle
- B** RAL 9005 nero ragg. RAL 9005 black wrinkle
- G** RAL 9006 grigio ragg. RAL 9006 grey wrinkle
- C** Corten ragg. Corten wrinkle
- L** RAL 9005 nero lucido Black glossy
- D** RAL 1013 panna ragg. Cream wrinkle
- E** RAL 9010 bianco ragg. White wrinkle
- F** RAL 3020 rosso lucido Red glossy
- H** RAL 1036 oro verniciato Painted gold
- I** RAL 5026 blu metallizz. Metallic Blue
- K** RAL 2000 arancio lucido Orange glossy
- M** Oro Gold
- N** Oro opaco Gold matt
- O** Cromo Chrome
- P** Cromo opaco Chrome matt
- Q** Cromo nero Chrome black
- R** Bronzo base Ottone Bronze Brass base
- S** Bronzo base Rame Bronze Copper base
- T** Ottone Brass
- U** Rame Copper

#### FINITURE SPECIALI SU RICHIESTA (vedi p. 12) SPECIAL FINISHING ON REQUEST (see p. 12)

A

### COLORE CORPO BODY COLOR

#### TUTTI ALL

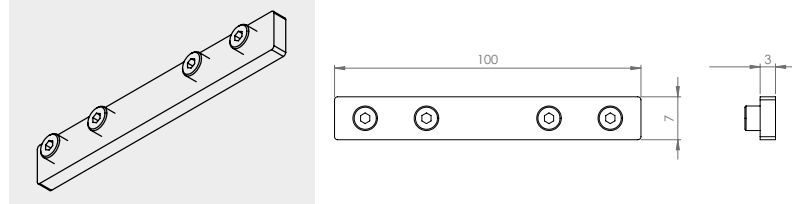
- A** Alluminio anodizzato Anodized aluminium
- W** RAL9016 bianco ragg. White wrinkle
- B** RAL 9005 nero ragg. RAL 9005 black wrinkle
- G** RAL 9006 grigio ragg. RAL 9006 grey wrinkle
- C** Corten ragg. Corten wrinkle
- L** RAL 9005 nero lucido Black glossy
- D** RAL 1013 panna ragg. Cream wrinkle
- E** RAL 9010 bianco ragg. White wrinkle
- F** RAL 3020 rosso lucido Red glossy
- H** RAL 1036 oro verniciato Painted gold
- I** RAL 5026 blu metallizz. Metallic Blue
- K** RAL 2000 arancio lucido Orange glossy
- M** Oro Gold
- N** Oro opaco Gold matt
- O** Cromo Chrome
- P** Cromo opaco Chrome matt
- Q** Cromo nero Chrome black
- R** Bronzo base Ottone Bronze Brass base
- S** Bronzo base Rame Bronze Copper base
- T** Ottone Brass
- U** Rame Copper

#### FINITURE SPECIALI SU RICHIESTA (vedi p. 12) SPECIAL FINISHING ON REQUEST (see p. 12)

# ACCESSORI ACCESSORIES

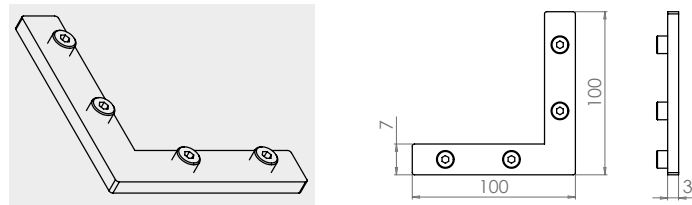
## ESTRO JAKIT02

Giunto lineare *Linear joint*



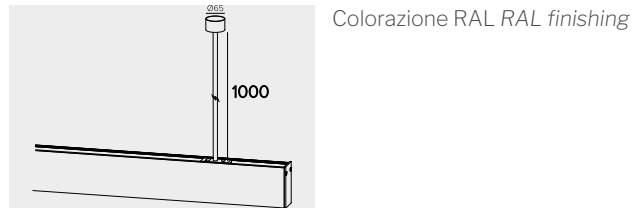
## ESTRO JAKIT03

Giunto a L *L joint*



## ESTRO TIGxxxx

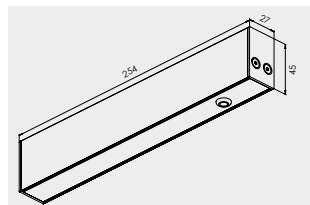
TIGE RIGIDA Ø est 12mm TIGE Ø ext 12mm



KIT di sospensione : inclusi / *Suspension KIT: included*

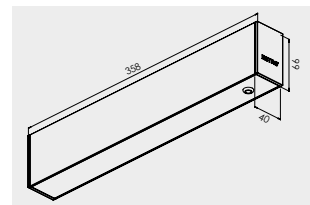
## ESTRO KYROSEx

Rosone verniciato con driver standard 60w integrato  
*Painted canopy with standard driver 60w included*



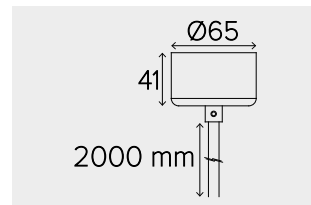
## ESTRO HSROSDx

Rosone verniciato con driver dimmerabile 60w integrato \*  
*Painted canopy with dimmable driver 60w included \**




## ESTRO HSKITROSx

Rosone con cavo a 5 poli L=2m verniciato  
*Painted canopy with 5p cable L=2m*



per finiture vedi p. 11 / *for finishing see p. 11*  
\* Su richiesta 100W/150W / *On request: 100W/150W*




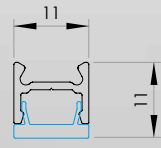
**SOSPENSIONE/SUSPENSION**

SERIE-S  
S-SERIES

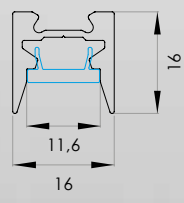
ESTRO WA | WB | SM



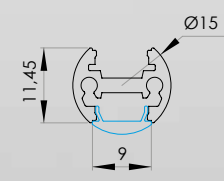
ESTRO WA



ESTRO WB



ESTRO SM



## COME ORDINARE HOW TO ORDER

### CREAZIONE CODICE CODE CREATION


W A

#### PROFILO PROFILE

- WA** EstroWA
- WB** Estro WB
- SM** Estro SM<sup>1</sup>

F

#### DIFFUSORE DIFFUSER

 **O** Opal

 **F** S-Power  
*(solo per WA-WB Only for WA-WB)*

 **D** S-Excel  
*(solo per WA-WB Only for WA-WB)*

 **G** S-Comfort  
*(solo per WA-WB Only for WA-WB)*

 **I** Blind

C

#### POTENZA POWER

**C** 10 W/m I 1120lm/m I 196 LED/m I  
**BAR SLIM**  
**V** 14.4 W/m I 1350lm/m I 238 LED/m I  
**STRIP SLIM**  
**X** 10 W/m I 985lm/m I 196 LED/m I  
**STRIP SLIM**  
**M** 9 W/m RGB **STRIP SLIM** I 120 LED/m

**Q** 3.6 W/mod I 460lm/mod I 7 LED/mod  
(140 mm)

**Q** 3.6 W/mod I 460lm/mod I 7 LED/mod  
(140 mm)

**Q** 3.6 W/mod I 460lm/mod I 7 LED/mod  
(140 mm)

**O** -

C

#### TEMP. COLORE TEMPERATURE

**A** 2700K  
**B** 3000K  
**C** 4000K  
**D** 3500K  
(per/for C)  
**O** RGB

**A** 2700K  
**B** 3000K  
**C** 4000K  
**D** 3500K

**A** 2700K  
**B** 3000K  
**C** 4000K  
**D** 3500K

**A** 2700K  
**B** 3000K  
**C** 4000K  
**D** 3500K

**O** -

O

#### OTTICA BEAM

**O** Diffuse

**1** Cover a filo /  
Wire cover  
**2** Cover svasata /  
Vased cover

**3** Riflettore tondo /  
round reflector  
**4** Riflettore  
quadrato /  
square reflector

**5** Cover quadrata /  
square cover  
**6** Cover  
rettangolare /  
rectangular  
cover  
**7** Cover tonda /  
round cover

**O** -

O O 5 O O

#### LUNGHEZZA LENGTH

**ESEMPIO EXAMPLE**  
**00500** 500 mm  
**01000** 1000 mm

**ESEMPIO EXAMPLE**  
**00001** 1 Module  
**00005** 5 Modules

**ESEMPIO EXAMPLE**  
**00001** 1 Module  
**00005** 5 Modules

**ESEMPIO EXAMPLE**  
**00001** 1 Module  
**00005** 5 Modules

**ESEMPIO EXAMPLE**  
**00500** 500 mm  
**01000** 1000 mm

O

#### COLORE COVER COVER COLOR

**OPALE/MICROPRISMATICO  
OPAL/MICROPRISMATIC**  
**O** Opale/Trasparente  
Opal/Transparent

#### ALTRI OTHER

**A** Alluminio anodizzato  
Anodized aluminium  
**W** RAL9016 bianco ragg.  
White wrinkle  
**B** RAL 9005 nero ragg.  
RAL 9005 black wrinkle  
**G** RAL 9006 grigio ragg.  
RAL 9006 grey wrinkle  
**C** Corten ragg.  
Corten wrinkle  
**L** RAL 9005 nero lucido  
Black glossy  
**D** RAL 1013 panna ragg.  
Cream wrinkle  
**E** RAL 9010 bianco ragg.  
White wrinkle  
**F** RAL 3020 rosso lucido  
Red glossy  
**H** RAL 1036 oro verniciato  
Painted gold  
**I** RAL 5026 blu metallizz.  
Metallic Blue  
**K** RAL 2000 arancio lucido  
Orange glossy  
**M** Oro  
Gold  
**N** Oro opaco  
Gold matt  
**O** Cromo  
Chrome  
**P** Cromo opaco  
Chrome matt  
**Q** Cromo nero  
Chrome black  
**R** Bronzo base Ottone  
Bronze Brass base  
**S** Bronzo base Rame  
Bronze Copper base  
**T** Ottone  
Brass  
**U** Rame  
Copper

**FINITURE SPECIALI  
SU RICHIESTA (vedi p. 12)  
SPECIAL FINISHING  
ON REQUEST (see p. 12)**

A

#### COLORE CORPO BODY COLOR

#### TUTTI ALL

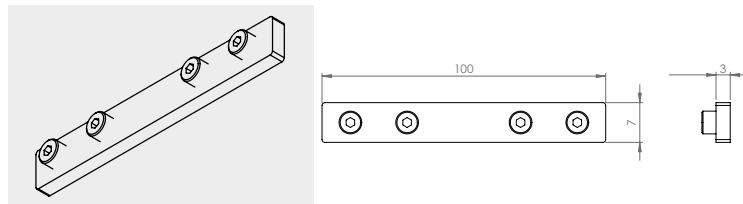
**A** Alluminio anodizzato  
Anodized aluminium  
**W** RAL9016 bianco ragg.  
White wrinkle  
**B** RAL 9005 nero ragg.  
RAL 9005 black wrinkle  
**G** RAL 9006 grigio ragg.  
RAL 9006 grey wrinkle  
**C** Corten ragg.  
Corten wrinkle  
**L** RAL 9005 nero lucido  
Black glossy  
**D** RAL 1013 panna ragg.  
Cream wrinkle  
**E** RAL 9010 bianco ragg.  
White wrinkle  
**F** RAL 3020 rosso lucido  
Red glossy  
**H** RAL 1036 oro verniciato  
Painted gold  
**I** RAL 5026 blu metallizz.  
Metallic Blue  
**K** RAL 2000 arancio lucido  
Orange glossy  
**M** Oro  
Gold  
**N** Oro opaco  
Gold matt  
**O** Cromo  
Chrome  
**P** Cromo opaco  
Chrome matt  
**Q** Cromo nero  
Chrome black  
**R** Bronzo base Ottone  
Bronze Brass base  
**S** Bronzo base Rame  
Bronze Copper base  
**T** Ottone  
Brass  
**U** Rame  
Copper

**FINITURE SPECIALI  
SU RICHIESTA (vedi p. 12)  
SPECIAL FINISHING  
ON REQUEST (see p. 12)**

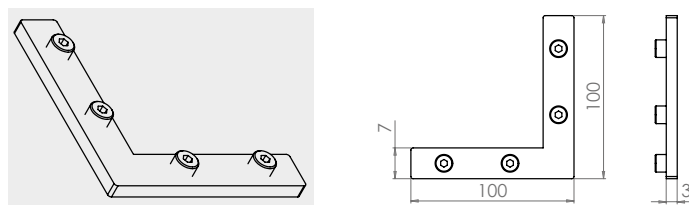
<sup>1</sup> Per biemissione aggiungere in fondo al codice "BI"  
<sup>1</sup> For bi emission version add "BI"

# ACCESSORI ACCESSORIES

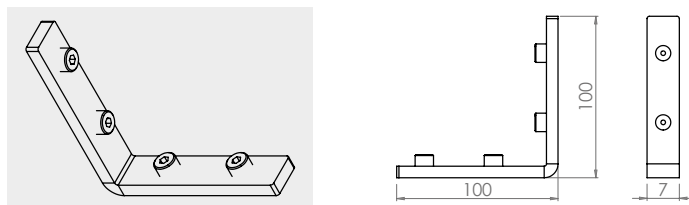
**ESTRO SAKIT02** (solo per WA, WB Only for WA, WB)  
Giunto lineare Linear joint



**ESTRO SAKIT03** (solo per WA, WB Only for WA, WB)  
Giunto a L L joint

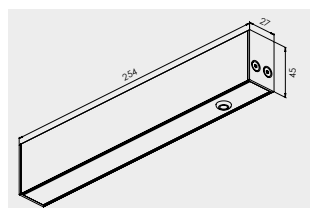


**ESTRO SAKIT04** (solo per WA, WB Only for WA, WB)  
Angolo verticale Vertical angle

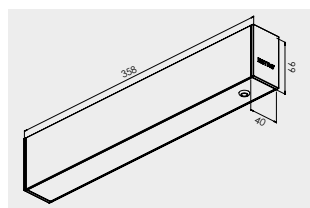


KIT di sospensione : inclusi / Suspension KIT: included

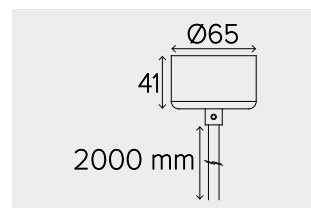
**ESTRO KYROSEx**  
Rosone verniciato con driver standard 60w integrato  
Painted canopy with standard driver 60w included



**ESTRO HSROSDx**  
Rosone verniciato con driver dimmerabile 60w integrato \*  
Painted canopy with dimmable driver 60w included \*




**ESTRO HSKITROSx**  
Rosone con cavo a 5 poli L=2m verniciato  
Painted canopy with 5p cable L=2m



per finiture vedi p. 11 / for finishing see p. 11  
\* Su richiesta 100W/150W / On request: 100W/150W









## **ESTRO PLAFONE ESTRO CEILING**

Le diverse soluzioni per installazione a soffitto realizzate in estruso d'alluminio consentono di illuminare gli ambienti con una luce diffusa. La funzionalità di questo prodotto consiste proprio nella valorizzazione degli spazi o dei diversi elementi in differenti situazioni: lo spazio viene scolpito con forza e decisione, gli oggetti acquistano una vita nuova nella magia della luce che li avvolge.

The different ceiling installation solutions made in extruded aluminium can be used to illuminate environments with a diffused light. The functionality of this product consists in the enhancement of spaces or the different elements in different situations: space is sculptured with strength and character, objects are wrapped in the magic of light that gives them a better appearance.



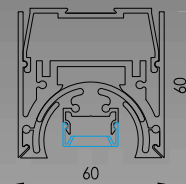
PLAFONE/CEILING

ESTRO HR | KR | KT

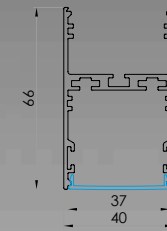


MADE IN ITALY

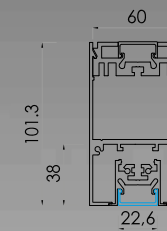
# ESTRO KR



# ESTRO HR



# ESTRO KT



**Possibilità di inserire il binario (230V o 48V)**  
Possibility to insert the track (230V or 48V)

# COME ORDINARE HOW TO ORDER

## CREAZIONE CODICE CODE CREATION

H R

### PROFILO PROFILE

- HR** Estro HR
- KR** Estro KR\*
- KT** Estro KT

O

### DIFFUSORE DIFFUSER

-  **O** Opal
-  **T** Microprismatic

-  **P** Power

-  **A** Comfort C1
-  **B** Comfort C2
-  **C** Comfort C3
-  **E** Excel

-  **R** Reflecta

-  **S** Spot

-  **I** Blind

A

### POTENZA POWER

- A** 19 W/m | 2000lm/m | 196 LED/m | **STRIP**
- B** 10 W/m | 1120lm/m | 196 LED/m | **BAR**
- D** 20 W/m | 2200lm/m | 196 LED/m | **BAR**
- E** 30 W/m | 3480lm/m | 392 LED/m | **BAR**
- F** 20 W/m | 1700lm/m | 196 LED/m | FRESH MEAT | **BAR**
- I** 27 W/m | 5280lm/m | 240 LED/m | **STRIP**
- V** 14.4 W/m | 1350lm/m | 238 LED/m | **STRIP SLIM**
- X** 10 W/m | 985lm/m | 196 LED/m | **STRIP SLIM**
- O** RGB | 14.4 W/m 60 LED/m | **STRIP**
- P** RGB+W | 19.2 W/m 60 LED/m | **STRIP**
- R** CTC | 16.5 W/m | 280 LED/m | **STRIP**
- T** RGB +CTC | 19.2 W/m | 96 LED/m | **STRIP**
- S** IP67 17,3 W/m | 1810lm/m | 168 LED/m | **STRIP**

- L** 9 W/mod | 1080lm/mod | 7 LED/mod (140 mm)

- L** 9 W/mod | 1080lm/mod | 7 LED/mod (140 mm)

- C** 10 W/m | 1120lm/m | 196 LED/m | **BAR SLIM**
- V** 14.4 W/m | 1350lm/m | 238 LED/m | **STRIP LED**
- X** 10 W/m | 985lm/m | 196 LED/m | **STRIP LED**

- O** -

- O** -

A

### TEMP. COLORE TEMPERATURE

- A** 2700K
- B** 3000K
- C** 4000K
- D** 3500K (per/for A,B,D,E)
- RGB**
- RGB+W**
- O** CTC
- RGB+CTC**
- FRESH MEAT**

- A** 2700K
- B** 3000K
- C** 4000K
- D** 3500K
- X** 3000-5700K (MIX)
- T** TUNABLE WHITE

- A** 2700K
- B** 3000K
- C** 4000K
- D** 3500K
- X** 3000-5700K (MIX)
- T** TUNABLE WHITE

- A** 2700K
- B** 3000K
- C** 4000K
- D** 3500K (per/for C)

- O** -

- O** -

O

### OTTICA BEAM

- O** Diffuse

- B** 25°
- D** 40°
- E** 60°
- F** 80°
- H** 30° x 65°

- A** 20°
- C** 35°

- I** Wall Washer
- L** Wide
- M** Extra Wide

- O** -

- O** -

O O 5 0 0

### LUNGHEZZA LENGTH

- ESEMPIO EXAMPLE**
- 00500** 500 mm
- 01000** 1000 mm

- ESEMPIO EXAMPLE**
- 00001** 1 Module
- 00005** 5 Modules

- ESEMPIO EXAMPLE**
- 00001** 1 Module
- 00005** 5 Modules

- ESEMPIO EXAMPLE**
- 00500** 500 mm
- 01000** 1000 mm

- ESEMPIO EXAMPLE**
- 00001** 1 Module
- 00005** 5 Modules

- ESEMPIO EXAMPLE**
- 00500** 500 mm
- 01000** 1000 mm

O

### COLORE COVER COVER COLOR

- OPALE/MICROPRISMATICO OPAL/MICROPRISMATIC**
- O** Opale/Trasparente Opal/Transparent

#### ALTRI OTHER

- A** Alluminio anodizzato Anodized aluminium
- W** RAL9016 bianco ragg. White wrinkle
- B** RAL 9005 nero ragg. RAL 9005 black wrinkle
- G** RAL 9006 grigio ragg. RAL 9006 grey wrinkle
- C** Corten ragg. Corten wrinkle
- L** RAL 9005 nero lucido Black glossy
- D** RAL 1013 panna ragg. Cream wrinkle
- E** RAL 9010 bianco ragg. White wrinkle
- F** RAL 3020 rosso lucido Red glossy
- H** RAL 1036 oro verniciato Painted gold
- I** RAL 5026 blu metallizz. Metallic Blue
- K** RAL 2000 arancio lucido Orange glossy
- M** Oro Gold
- N** Oro opaco Gold matt
- O** Cromo Chrome
- P** Cromo opaco Chrome matt
- Q** Cromo nero Chrome black
- R** Bronzo base Ottone Bronze Brass base
- S** Bronzo base Rame Bronze Copper base
- T** Ottone Brass
- U** Rame Copper

#### FINITURE SPECIALI SU RICHIESTA (vedi p. 12) SPECIAL FINISHING ON REQUEST (see p. 12)

A

### COLORE CORPO BODY COLOR

#### TUTTI ALL

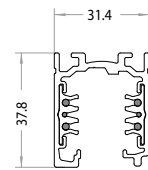
- A** Alluminio anodizzato Anodized aluminium
- W** RAL9016 bianco ragg. White wrinkle
- B** RAL 9005 nero ragg. RAL 9005 black wrinkle
- G** RAL 9006 grigio ragg. RAL 9006 grey wrinkle
- C** Corten ragg. Corten wrinkle
- L** RAL 9005 nero lucido Black glossy
- D** RAL 1013 panna ragg. Cream wrinkle
- E** RAL 9010 bianco ragg. White wrinkle
- F** RAL 3020 rosso lucido Red glossy
- H** RAL 1036 oro verniciato Painted gold
- I** RAL 5026 blu metallizz. Metallic Blue
- K** RAL 2000 arancio lucido Orange glossy
- M** Oro Gold
- N** Oro opaco Gold matt
- O** Cromo Chrome
- P** Cromo opaco Chrome matt
- Q** Cromo nero Chrome black
- R** Bronzo base Ottone Bronze Brass base
- S** Bronzo base Rame Bronze Copper base
- T** Ottone Brass
- U** Rame Copper

#### FINITURE SPECIALI SU RICHIESTA (vedi p. 12) SPECIAL FINISHING ON REQUEST (see p. 12)

\*Finiture GALVANICHE non disponibili / GALVANIC finishing not available

# ACCESSORI ACCESSORIES

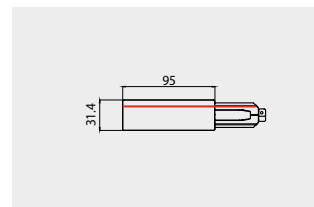
## Binario standard/Dali Standard/Dali track 3 fasi+Dali 3 phases + Dali (solo per HS/KS Only for HS/KS)



Codice Code	Lungh. in mt Length mt			Finitura Finish	
	1 m	2 m	3 m	1	2
<b>9605A</b>	<b>01</b>	<b>02</b>	<b>03</b>	<input type="checkbox"/>	<input checked="" type="checkbox"/>

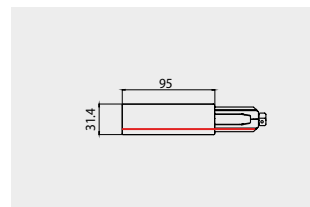
Esempio: 9605A012 = Binario - 1 m - nero  
Example: 9605A012 = Binario - 1 m - black

## Testata polarità destra/terra sinistra. Right polarity live-end/left earth (solo per HS/KS Only for HS/KS)



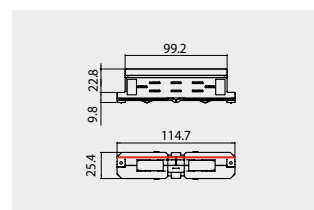
Codice Code	Finitura Finish	
<b>9605A12</b>	<input type="checkbox"/>	<input checked="" type="checkbox"/>

## Testata polarità sinistra/terra destra. Left polarity live-end/right earth (solo per HS/KS Only for HS/KS)



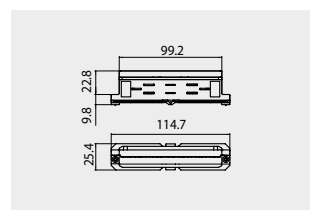
Codice Code	Finitura Finish	
<b>9605A15</b>	<input type="checkbox"/>	<input checked="" type="checkbox"/>

## Giunto lineare con contatti Electrical straight through joint. (solo per HS/KS Only for HS/KS)



Codice Code	Finitura Finish	
<b>9605A14</b>	<input type="checkbox"/>	<input checked="" type="checkbox"/>

## Giunto lineare isolante senza contatti. Mechanical straight insulating joint. (solo per HS/KS Only for HS/KS)



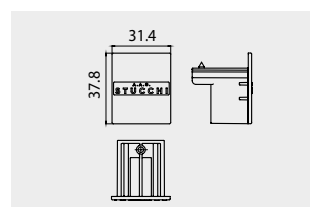
Codice Code	Finitura Finish	
<b>9605A30</b>	<input type="checkbox"/>	<input checked="" type="checkbox"/>

## Copertura binario 1000 mm Track cover 1000 mm (solo per HS/KS Only for HS/KS)



Codice Code	Finitura Finish	
<b>9605A28</b>	<input type="checkbox"/>	<input checked="" type="checkbox"/>

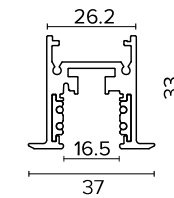
## Tappo chiusura Dead end (solo per HS/KS Only for HS/KS)



Codice Code	Finitura Finish	
<b>9605A13</b>	<input type="checkbox"/>	<input checked="" type="checkbox"/>

# ACCESSORI ACCESSORIES

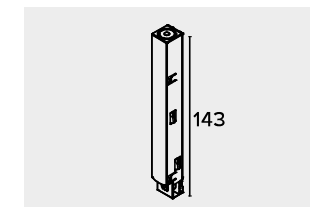
## Binario 48V 48V track (solo per HR/KT Only for HR/KT)



Codice Code	Lungh. in mt Length mt			Finitura Finish	
	1 m	2 m	3 m	1	2
<b>9645A</b>	<b>01</b>	<b>02</b>	<b>03</b>	<input type="checkbox"/>	<input checked="" type="checkbox"/>

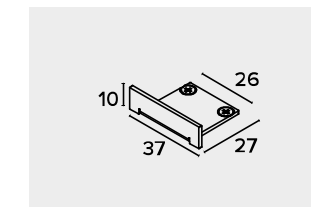
Esempio: 9645A012 = Binario - 1 m - nero  
Example: 9645A012 = Binario - 1 m - black

## Testata End feet (solo per HR/KT Only for HR/KT)



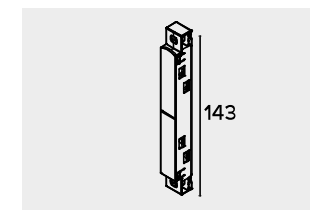
Codice Code	Finitura Finish	
<b>9630A12</b>	<input type="checkbox"/>	<input checked="" type="checkbox"/>

## Tappo chiusura Dead end (solo per HR/KT Only for HR/KT)



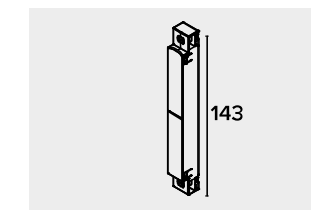
Codice Code	Finitura Finish	
<b>9645A13</b>	<input type="checkbox"/>	<input checked="" type="checkbox"/>

## Giunto lineare con contatti Electrical straight joint (solo per HR/KT Only for HR/KT)



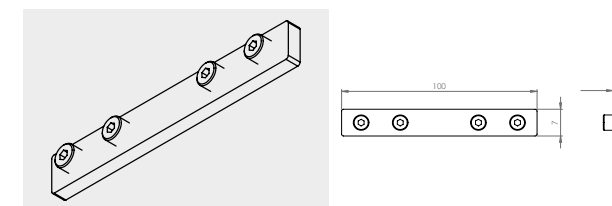
Codice Code	Finitura Finish	
<b>9630A14</b>	<input type="checkbox"/>	<input checked="" type="checkbox"/>

## Giunto lineare senza contatti Electrical straight without joint (solo per HR/KT Only for HR/KT)

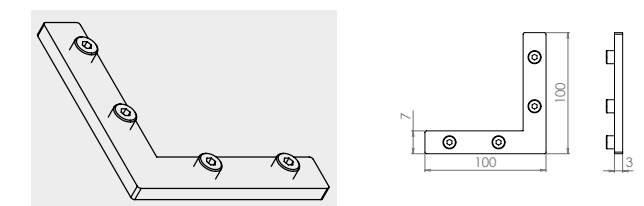


Codice Code	Finitura Finish	
<b>9630A30</b>	<input type="checkbox"/>	<input checked="" type="checkbox"/>

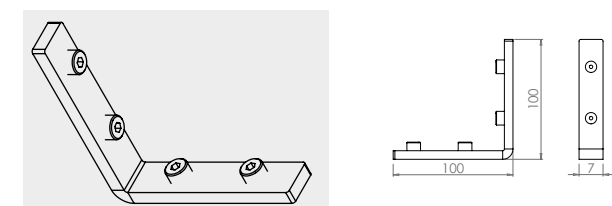
## ESTRO HSKIT02 (solo per HR Only for HR) Giunto lineare Linear joint



## ESTRO HSKIT03 (solo per HR Only for HR) Giunto a L L joint



## ESTRO HSKIT04 (solo per HR Only for HR) Giunto a L verticale Vertical angle







## **ESTRO SLIM ESTRO SLIM**

Per Estro è stata studiata e realizzata la più sottile linea luminosa per una luce lineare anch'essa disponibile, come ogni altra soluzione qui presentata, in diverse temperature colore. Il filo di luce che è in grado di creare suggestioni luminose ininterrotte, capaci di valorizzare con discrezione e magia elementi architettonici, oggetti, angoli; una magia che segnala, sottolinea, evidenzia, valorizza con una uniformità di emissione realizzata grazie agli accorgimenti costruttivi della striscia.

For Estro has designed and developed the thinnest light line for a linear light that is also available, like every other solution presented here, in different colour temperatures. The line of light that it's able to produce, creates continuous light suggestions, that discreetly and magically give to emphasise architectural elements, objects and corners; a magic that marks, underlines, highlights and enhances with a uniformity of emission realized by features of the strip.

SLIM/SLIM

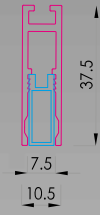
ESTRO KF | KH | KI | KV



MADE IN ITALY

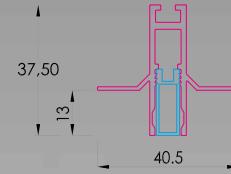


# ESTRO KF



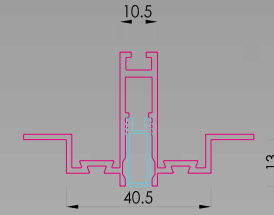
Profilo a superficie con aggancio tramite clips  
Surface profile with clips fixing

# ESTRO KH



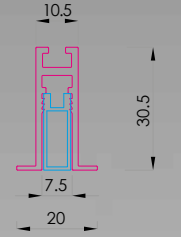
Profilo da incasso per cartongesso da posare  
Recessed profile for plasterboard to be installed

# ESTRO KI




Profilo da incasso per cartongesso già posato  
Recessed profile for pre-installed plasterboard

# ESTRO KV



Profilo da incasso per cartongesso già posato  
Recessed profile for pre-installed plasterboard



### Foro di nasso Cut-Hole

	KI	41	L+2 mm
	KV	11	L+2 mm

## COME ORDINARE HOW TO ORDER

CREAZIONE CODICE CODE CREATION

**K F**

PROFILO  
PROFILE

- KF** Estro HF
- KH** Estro KH\*
- KI** Estro KI\*
- KV** Estro KV

**O**

DIFFUSORE  
DIFFUSER

- O** Opal

**C**

POTENZA  
POWER

- C** 10 W/m | 1120lm/m | 196 LED/m | **BAR SLIM**
- N** 9,6 W/m | 200lm/m | 120 LED/m | NEON FLEXY | **STRIP FLEX**

**A**

TEMP. COLORE  
TEMPERATURE

- A** 2700K
- B** 3000K
- C** 4000K

**O**

OTTICA  
BEAM

- O** Diffuse

**0 0 5 0 0**

LUNGHEZZA  
LENGTH

- ESEMPIO EXAMPLE**
- 00500** 500 mm
  - 01000** 1000 mm

**O**

COLORE COVER  
COVER COLOR

- OPALE/OPAL**
- O** Opale  
Opal

**A**

COLORE CORPO  
BODY COLOR

**TUTTI ALL**

- A** Alluminio anodizzato  
Anodized aluminium
- W** RAL9016 bianco ragg.  
White wrinkle
- B** RAL 9005 nero ragg.  
RAL 9005 black wrinkle
- G** RAL 9006 grigio ragg.  
RAL 9006 grey wrinkle
- C** Corten ragg.  
Corten wrinkle
- L** RAL 9005 nero lucido  
Black glossy
- D** RAL 1013 panna ragg.  
Cream wrinkle
- E** RAL 9010 bianco ragg.  
White wrinkle
- F** RAL 3020 rosso lucido  
Red glossy
- H** RAL 1036 oro verniciato  
Painted gold
- I** RAL 5026 blu metallizz.  
Metallic Blue
- K** RAL 2000 arancio lucido  
Orange glossy
- M** Oro  
Gold
- N** Oro opaco  
Gold matt
- O** Cromo  
Chrome
- P** Cromo opaco  
Chrome matt
- Q** Cromo nero  
Chrome black
- R** Bronzo base Ottone  
Bronze Brass base
- S** Bronzo base Rame  
Bronze Copper base
- T** Ottone  
Brass
- U** Rame  
Copper

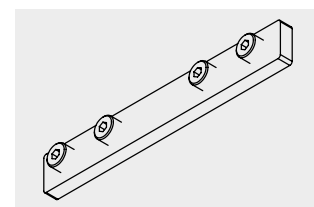
**FINITURE SPECIALI  
SU RICHIESTA (vedi p. 12)  
SPECIAL FINISHING  
ON REQUEST (see p. 12)**

\*Finiture GALVANICHE non disponibili / GALVANIC finishing not available

## ACCESSORI ACCESSORIES

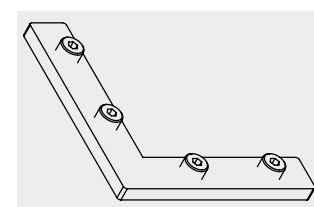
### ESTRO KHKIT02

Giunto lineare Linear joint



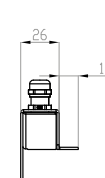
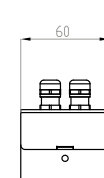
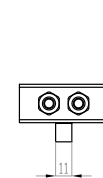
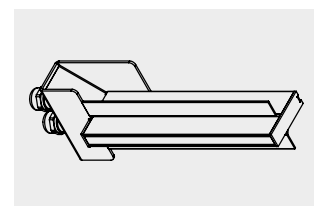
### ESTRO KHKIT03

Giunto a L L joint



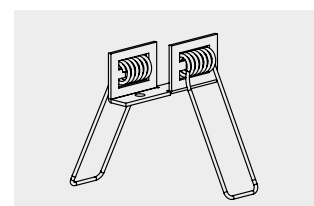
### ESTRO KHBOX (solo per KH Only for KH)

Box calcestruzzo Concrete box



### ESTRO KVM (solo per KV Only for KV)

Molla Spring

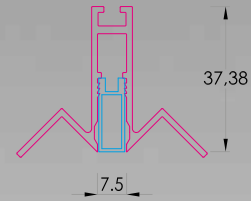


SLIM/SLIM

ESTRO KG | KL | KM | KX

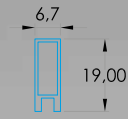


# ESTRO KM



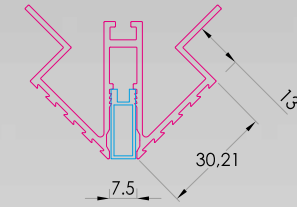
Profilo da incasso per cartongesso da posare  
Recessed profile for plasterboard to be installed

# ESTRO KX



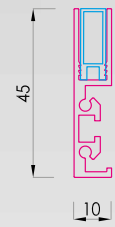
Modulo opale  
Opal module

# ESTRO KL



Profilo da incasso per cartongesso da posare  
Recessed profile for to be installed plasterboard

# ESTRO KG



Profilo a superficie con aggancio tramite clips  
Surface profile with clips fixing

## COME ORDINARE HOW TO ORDER

CREAZIONE CODICE CODE CREATION

**K G**

PROFILO  
PROFILE

- KG** Estro KG
- KL** Estro KL\*
- KM** Estro KM\*
- KX** Estro KX\*

**O**

DIFFUSORE  
DIFFUSER

- O** Opal

**X**

POTENZA  
POWER

- C** 10 W/m | 1120lm/m | 196 LED/m | **BAR SLIM**
- N** 9,6 W/m | 200lm/m | 120 LED/m | NEON FLEXY | **STRIP FLEX**

**A**

TEMP. COLORE  
TEMPERATURE

- A** 2700K
- B** 3000K
- C** 4000K

**O**

OTTICA  
BEAM

- O** Diffuse

**0 0 5 0 0**

LUNGHEZZA  
LENGTH

- ESEMPIO EXAMPLE**
- 00500** 500 mm
  - 01000** 1000 mm

**O**

COLORE COVER  
COVER COLOR

- OPALE/OPAL**
- O** Opale  
Opal

**A**

COLORE CORPO  
BODY COLOR

**TUTTI ALL**

- A** Alluminio anodizzato  
Anodized aluminium
- W** RAL9016 bianco ragg.  
White wrinkle
- B** RAL 9005 nero ragg.  
RAL 9005 black wrinkle
- G** RAL 9006 grigio ragg.  
RAL 9006 grey wrinkle
- C** Corten ragg.  
Corten wrinkle
- L** RAL 9005 nero lucido  
Black glossy
- D** RAL 1013 panna ragg.  
Cream wrinkle
- E** RAL 9010 bianco ragg.  
White wrinkle
- F** RAL 3020 rosso lucido  
Red glossy
- H** RAL 1036 oro verniciato  
Painted gold
- I** RAL 5026 blu metallizz.  
Metallic Blue
- K** RAL 2000 arancio lucido  
Orange glossy
- M** Oro  
Gold
- N** Oro opaco  
Gold matt
- O** Cromo  
Chrome
- P** Cromo opaco  
Chrome matt
- Q** Cromo nero  
Chrome black
- R** Bronzo base Ottone  
Bronze Brass base
- S** Bronzo base Rame  
Bronze Copper base
- T** Ottone  
Brass
- U** Rame  
Copper

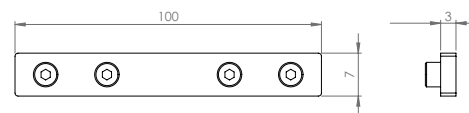
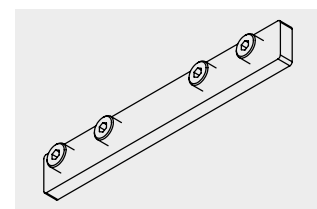
**FINITURE SPECIALI  
SU RICHIESTA (vedi p. 12)  
SPECIAL FINISHING  
ON REQUEST (see p. 12)**

\*Finiture GALVANICHE non disponibili / GALVANIC finishing not available

## ACCESSORI ACCESSORIES

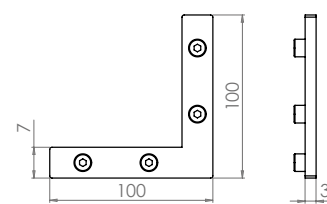
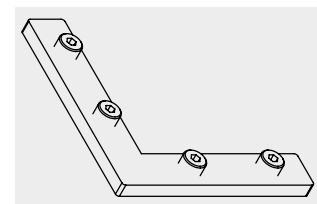
### ESTRO KHKIT02

Giunto lineare *Linear joint*



### ESTRO KHKIT03

Giunto a L *L joint*





## **ESTRO MULTI UTILITY ESTRO MULTI UTILITY**

Le particolari soluzioni in estruso d'alluminio di questa serie consentono di illuminare oggetti preziosi con una luce frontale orientata grazie alla quale immagini e cose acquistano una vita nuova nella magia della luce che le evidenzia, le segnala, le enfatizza e le valorizza.

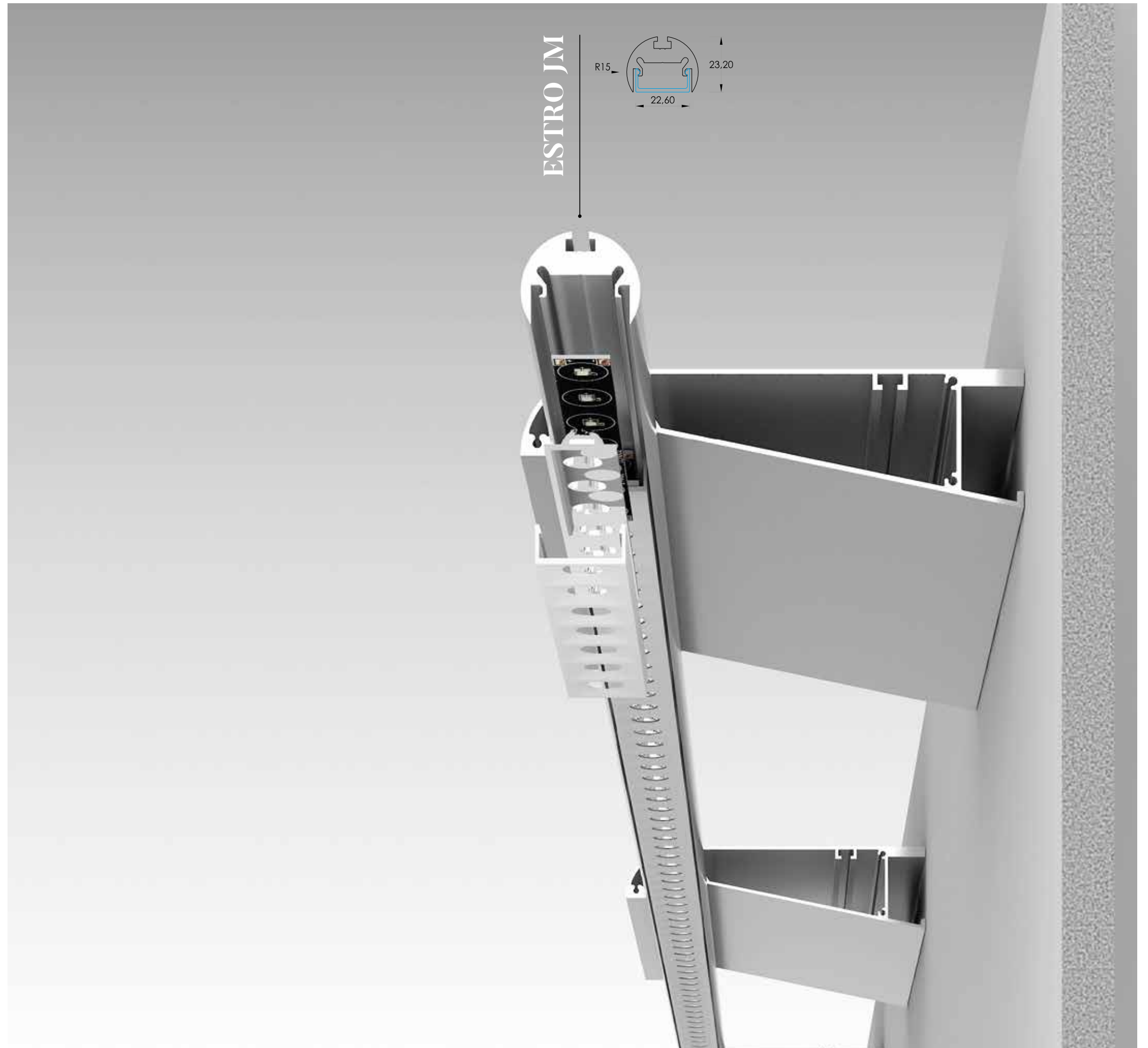
The particular extruded aluminium solutions in this series can be used to illuminate precious objects with a directed front light thanks to which images and objects acquire a new life in the magic of the light that highlights, marks, emphasises and enhances them.

MULTI UTILITY

ESTRO JM



  
MADE IN ITALY





# COME ORDINARE HOW TO ORDER

## CREAZIONE CODICE CODE CREATION

J M

PROFILO  
PROFILE





JM Estro JM

O

DIFFUSORE  
DIFFUSER

-  O Opal
-  T Microprismatic

-  P Power

-  A Comfort C1
-  B Comfort C2
-  C Comfort C3
-  E Excel

-  R Reflecta

-  S Spot

-  I Blind

A

POTENZA  
POWER

- A 19 W/m | 2000lm/m | 196 LED/m | **STRIP**
- B 10 W/m | 1120lm/m | 196 LED/m | **BAR**
- D 20 W/m | 2200lm/m | 196 LED/m | **BAR**
- E 30 W/m | 3480lm/m | 392 LED/m | **BAR**
- F 20 W/m | 1700lm/m | 196 LED/m | FRESH MEAT | **BAR**
- I 27 W/m | 5280lm/m | 240 LED/m | **STRIP**
- V 14.4 W/m | 1350lm/m | 238 LED/m | **STRIP SLIM**
- X 10 W/m | 985lm/m | 196 LED/m | **STRIP SLIM**
- O RGB | 14.4 W/m 60 LED/m | **STRIP**
- P RGB+W | 19.2 W/m 60 LED/m | **STRIP**
- R CTC | 16.5 W/m | 280 LED/m | **STRIP**
- T RGB +CTC | 19.2 W/m | 96 LED/m | **STRIP**
- S IP67 17,3 W/m | 1810lm/m | 168 LED/m | **STRIP**

- L 9 W/mod | 1080lm/mod | 7 LED/mod (140 mm)

- L 9 W/mod | 1080lm/mod | 7 LED/mod (140 mm)

- C 10 W/m | 1120lm/m | 196 LED/m | **BAR SLIM**
- V 14.4 W/m | 1350lm/m | 238 LED/m | **STRIP LED**
- X 10 W/m | 985lm/m | 196 LED/m | **STRIP LED**

- O -

- O -

A

TEMP. COLORE  
TEMPERATURE

- A 2700K
- B 3000K
- C 4000K
- D 3500K (per/for A,B,D,E)
- RGB
- RGB+W
- O CTC
- RGB+CTC
- FRESH MEAT

- A 2700K
- B 3000K
- C 4000K
- D 3500K
- X 3000-5700K (MIX)
- T TUNABLE WHITE

- A 2700K
- B 3000K
- C 4000K
- D 3500K
- X 3000-5700K (MIX)
- T TUNABLE WHITE

- A 2700K
- B 3000K
- C 4000K
- D 3500K (per/for C)

- O -

- O -

O

OTTICA  
BEAM

- O Diffuse

- B 25°
- D 40°
- E 60°
- F 80°
- H 30° x 65°

- A 20°
- C 35°

- I Wall Washer
- L Wide
- M Extra Wide

- O -

- O -

0 0 5 0 0

LUNGHEZZA  
LENGTH

- ESEMPIO EXAMPLE**
- 00500 500 mm
  - 01000 1000 mm

- ESEMPIO EXAMPLE**
- 00001 1 Module
  - 00005 5 Modules

- ESEMPIO EXAMPLE**
- 00001 1 Module
  - 00005 5 Modules

- ESEMPIO EXAMPLE**
- 00500 500 mm
  - 01000 1000 mm

- ESEMPIO EXAMPLE**
- 00001 1 Module
  - 00005 5 Modules

- ESEMPIO EXAMPLE**
- 00500 500 mm
  - 01000 1000 mm

O

COLORE COVER  
COVER COLOR

- OPALE/MICROPRISMATICO  
OPAL/MICROPRISMATIC**
- O Opale/Trasparente  
Opal/Transparent

**ALTRI OTHER**

- A Alluminio anodizzato  
Anodized aluminium
- W RAL9016 bianco ragg.  
White wrinkle
- B RAL 9005 nero ragg.  
RAL 9005 black wrinkle
- G RAL 9006 grigio ragg.  
RAL 9006 grey wrinkle
- C Corten ragg.  
Corten wrinkle
- L RAL 9005 nero lucido  
Black glossy
- D RAL 1013 panna ragg.  
Cream wrinkle
- E RAL 9010 bianco ragg.  
White wrinkle
- F RAL 3020 rosso lucido  
Red glossy
- H RAL 1036 oro verniciato  
Painted gold
- I RAL 5026 blu metallizz.  
Metallic Blue
- K RAL 2000 arancio lucido  
Orange glossy
- M Oro  
Gold
- N Oro opaco  
Gold matt
- O Cromo  
Chrome
- P Cromo opaco  
Chrome matt
- Q Cromo nero  
Chrome black
- R Bronzo base Ottone  
Bronze Brass base
- S Bronzo base Rame  
Bronze Copper base
- T Ottone  
Brass
- U Rame  
Copper

**FINITURE SPECIALI  
SU RICHIESTA (vedi p. 12)  
SPECIAL FINISHING  
ON REQUEST (see p. 12)**

A

COLORE CORPO  
BODY COLOR

**TUTTI ALL**

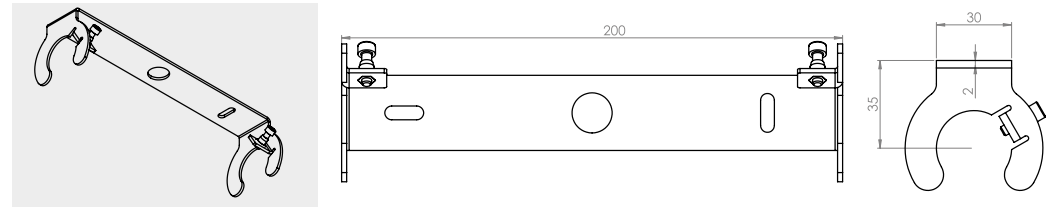
- A Alluminio anodizzato  
Anodized aluminium
- W RAL9016 bianco ragg.  
White wrinkle
- B RAL 9005 nero ragg.  
RAL 9005 black wrinkle
- G RAL 9006 grigio ragg.  
RAL 9006 grey wrinkle
- C Corten ragg.  
Corten wrinkle
- L RAL 9005 nero lucido  
Black glossy
- D RAL 1013 panna ragg.  
Cream wrinkle
- E RAL 9010 bianco ragg.  
White wrinkle
- F RAL 3020 rosso lucido  
Red glossy
- H RAL 1036 oro verniciato  
Painted gold
- I RAL 5026 blu metallizz.  
Metallic Blue
- K RAL 2000 arancio lucido  
Orange glossy
- M Oro  
Gold
- N Oro opaco  
Gold matt
- O Cromo  
Chrome
- P Cromo opaco  
Chrome matt
- Q Cromo nero  
Chrome black
- R Bronzo base Ottone  
Bronze Brass base
- S Bronzo base Rame  
Bronze Copper base
- T Ottone  
Brass
- U Rame  
Copper

**FINITURE SPECIALI  
SU RICHIESTA (vedi p. 12)  
SPECIAL FINISHING  
ON REQUEST (see p. 12)**

## ACCESSORI ACCESSORIES

### ESTRO JMKIT01

Staffa estruso tondo *Extruded round bracket*



### ESTRO JAKIT05

Kit sospensione cavo 2m + doppio regolatore *Suspension kit L=2 m + double regulator*



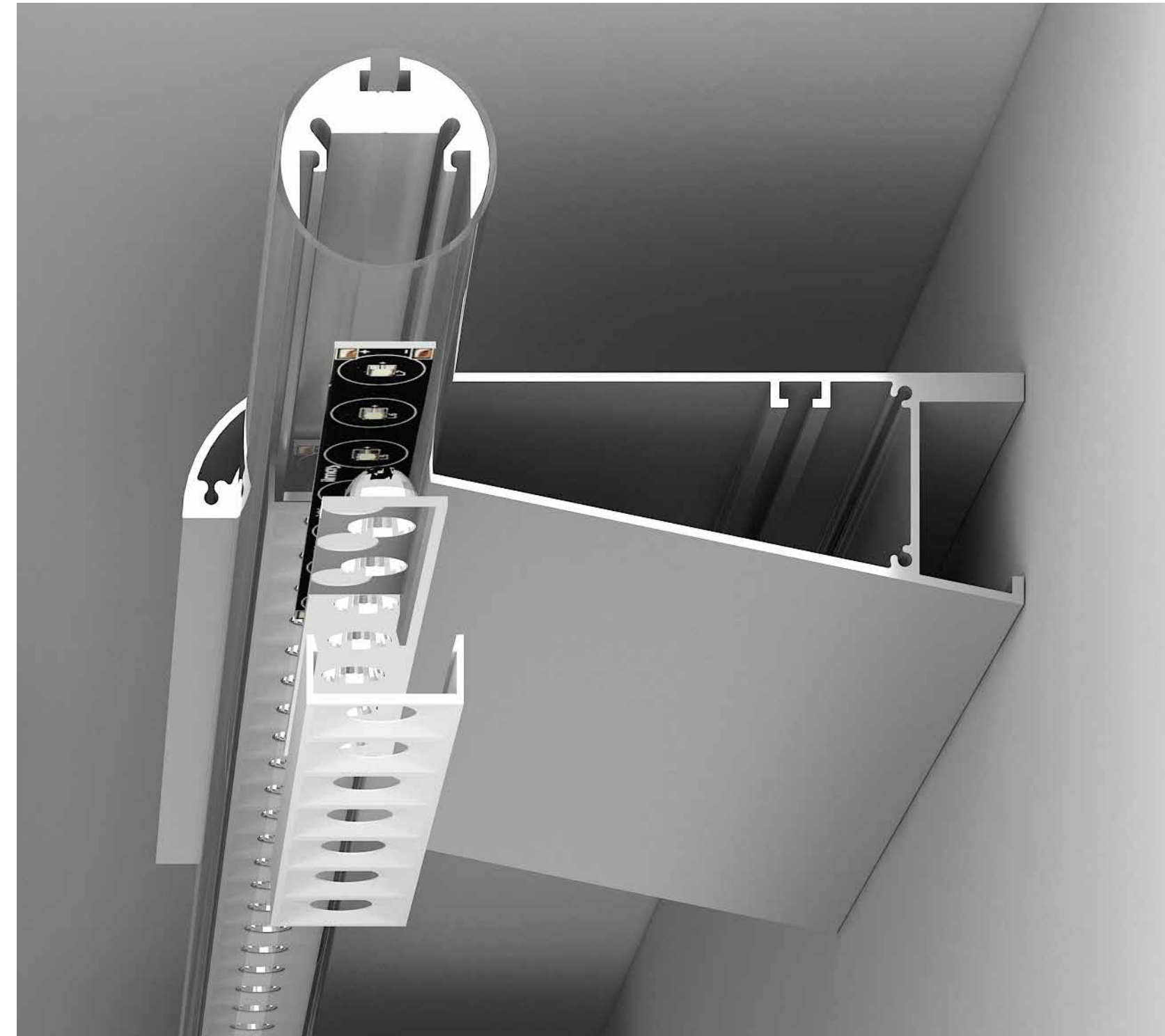
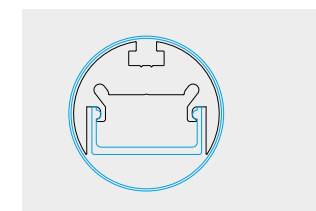
## ACCESSORI ACCESSORIES

### ESTRO HMTUBE $n$

(inserire misura in mm *insert required dimension in mm*)  
Tubo in PMMA trasparente IP68 *PMMA transparent tube IP68*

### HMTAP

KIT 2 TAPPI PER IP68 *2 IP68 CAPS KIT*






## **ESTRO CALPESTABILE ESTRO WALKABLE**

Una striscia di luce per la creazione di soluzioni capaci di interpretare in modo dinamico le necessità d' illuminazione. Le linee luminose diventano parte integrante dell'architettura, esaltano i volumi, creano direzioni, sottolineano i particolari contribuendo alla creazione di un ambiente esterno dal carattere deciso e suggestivo.

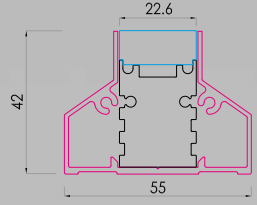
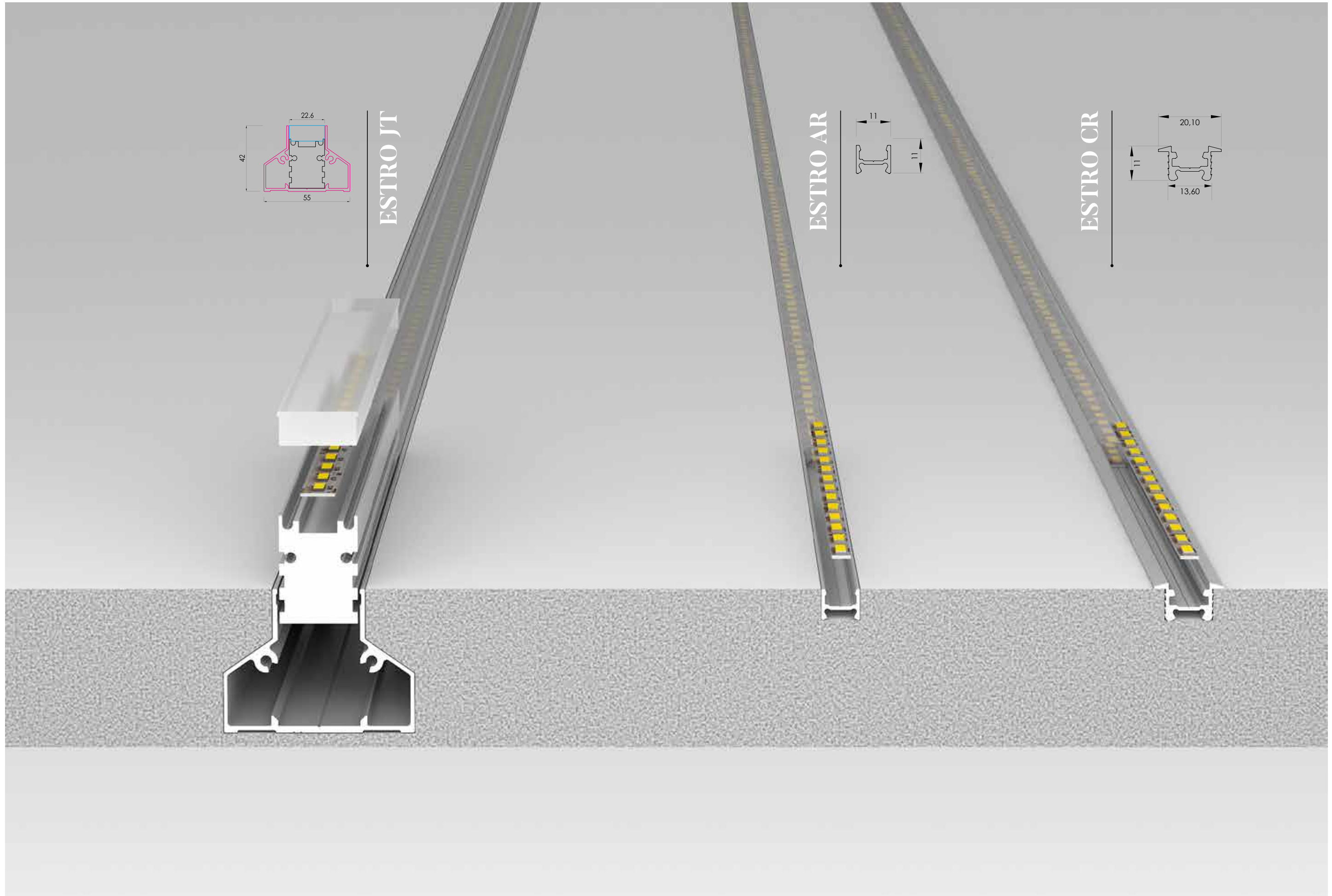
A strip of light to create solutions that are able to dynamically interpret lighting requirements. The light lines become an integral part of the architecture, enhance volumes, create directions and emphasise details, contributing to the creation of an external environment with a strong and decisive character.

CALPESTABILE/ WALKABLE

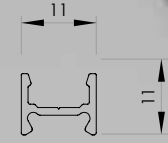
ESTRO JT | CR | AR



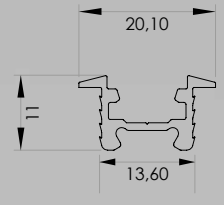
MADE IN ITALY



ESTRO JT



ESTRO AR



ESTRO CR

# COME ORDINARE HOW TO ORDER

CREAZIONE CODICE CODE CREATION

J T

PROFILO  
PROFILE

JT Estro JT

O

DIFFUSORE  
DIFFUSER

 O Opal

V

POTENZA  
POWER

B	10 W/m   1120lm/m   196 LED/m   <b>BAR</b>
V	14.4 W/m   1350lm/m   238 LED/m   <b>STRIP SLIM</b>
X	10 W/m   985lm/m   196 LED/m   <b>STRIP SLIM</b>
O	RGB   14.4 W/m   60 LED/m   <b>STRIP</b>
R	CTC   16.5 W/m   280 LED/m   <b>STRIP</b>

B

TEMP. COLORE  
TEMPERATURE

A	2700K (per/for B)
B	3000K
C	4000K
O	RGB
	CTC

O

OTTICA  
BEAM

O Diffuse

O O 5 O O

LUNGHEZZA  
LENGTH

ESEMPIO EXAMPLE	
00500	500 mm
01000	1000 mm

O

COLORE COVER  
COVER COLOR

**OPALE/OPAL**  
O Opale  
Opal

A

COLORE CORPO  
BODY COLOR

**TUTTI ALL**  
A Alluminio anodizzato  
Anodized aluminium

# COME ORDINARE HOW TO ORDER

## CREAZIONE CODICE CODE CREATION

C R

PROFILO  
PROFILE

CR Estro CR  
AR Estro AR

O

DIFFUSORE  
DIFFUSER

 O Opal

X

POTENZA  
POWER

C	10 W/m   1120lm/m   196 LED/m   <b>BAR SLIM</b>
V	14.4 W/m   1350lm/m   238 LED/m   <b>STRIP SLIM</b>
X	10 W/m   985lm/m   196 LED/m   <b>STRIP SLIM</b>
M	9 W/m RGB <b>STRIP SLIM</b>   120 LED/m

B

TEMP. COLORE  
TEMPERATURE

B	3000K
C	4000K
O	RGB

O

OTTICA  
BEAM

O Diffuse

O O 5 O O

LUNGHEZZA  
LENGTH

ESEMPIO EXAMPLE	
00500	500 mm
01000	1000 mm

O

COLORE COVER  
COVER COLOR

**OPALE/OPAL**  
O Opale  
Opal

A

COLORE CORPO  
BODY COLOR

**TUTTI ALL**  
A Alluminio anodizzato  
Anodized aluminium



A richiesta resina opale / On request opal resin






## **ESTRO SERIE-L ESTRO L-SERIES**

La Serie L interpreta in modo completo e coerente la filosofia del progetto Estro: i grandi spazi trovano qui soluzioni di estrema praticità e versatilità.

I profili della Serie L si adattano alle differenti situazioni, consentendo diverse tipologie di installazione: tante sono le composizioni realizzabili e grande è la capacità di adattamento alle diverse esigenze di illuminazione, con l'utilizzo di varie sorgenti luminose, tutte altamente performanti, per un progetto appositamente studiato e realizzato per valorizzare prodotti disposti in luoghi di ampie dimensioni e consentire una gestione efficiente della merce.


L Series interprets in a complete and consistent way the philosophy of the Estro project: large spaces find here solutions of extreme practicality and versatility.

The profiles of the L series adapt to different situations, allowing for different types of installation: there are many possible compositions and a great ability to adapt to different lighting needs, with the use of various light sources, all high performance, for a project specifically designed and built to enhance products placed in large places and allow an efficient management of goods.




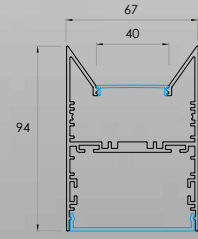
SERIE-L - L-SERIES

ESTRO LA | LB | LG | LH | LJ | LS


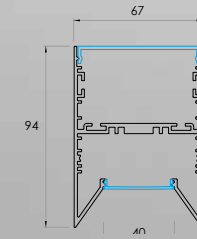


MADE IN ITALY

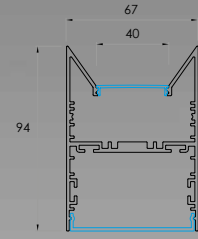
# ESTRO LH



# ESTRO LS

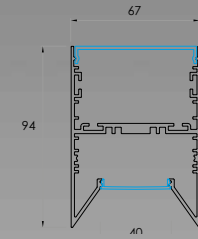


# ESTRO LA



**DRIVER INCLUSI**  
DRIVERS INCLUDED

# ESTRO LB



**DRIVER INCLUSI**  
DRIVERS INCLUDED

# COME ORDINARE HOW TO ORDER

## CREAZIONE CODICE CODE CREATION

L A

### PROFILO PROFILE

- LH Estro LH<sup>1</sup>
- LS Estro LS<sup>1</sup>
- LA Estro LA
- LB Estro LB

SOSPENSIONE SUSPENSION	LH	
	LS	
PLAFONE CEILING	LA	
	LB	

O

### DIFFUSORE DIFFUSER

- O Opal

- P Power

Solo per LS, LA / Only for LS, LA

- A Comfort C1
- B Comfort C2
- C Comfort C3
- E Excel

Solo per LS, LA / Only for LS, LA

- R Reflecta

Solo per LS, LA / Only for LS, LA

- W LENTE 3 file  
3-lines LENS

Solo per LH, LA / Only for LH, LA

A

### POTENZA POWER

- A 19 W/m | 2000lm/m | 196 LED/m | **STRIP**
- B 10 W/m | 1120lm/m | 196 LED/m | **BAR**
- D 20 W/m | 2200lm/m | 196 LED/m | **BAR**
- E 30 W/m | 3480lm/m | 392 LED/m | **BAR**
- I 27 W/m | 5280lm/m | 240 LED/m | **STRIP**
- J 2x19 W/m | 2x2000lm | 2x196 LED/m | **STRIP**
- K SCHEDE IN CC/CC BOARD  
500mA 5.2W/mod (280mm) 836lm/  
mod (280mm)

- L 9 W/mod | 1080lm/mod | 7 LED/mod  
(140 mm)

- L 9 W/mod | 1080lm/mod | 7 LED/mod  
(140 mm)

- C 10 W/m | 1120lm/m | 196 LED/m | **BAR SLIM**
- V 14.4 W/m | 1350lm/m | 238 LED/m | **STRIP LED**
- X 10 W/m | 985lm/m | 196 LED/m | **STRIP LED**

- W SCHEDE IN CC/CC BOARD  
500mA 15W/mod (560mm)  
2600lm/mod (560mm)

A

### TEMP. COLORE TEMPERATURE

- A 2700K  
(escluso, excluded K)
- B 3000K
- C 4000K
- D 3500K  
(escluso, excluded K)

- A 2700K
- B 3000K
- C 4000K
- D 3500K
- X 3000-5700K (MIX)
- T TUNABLE WHITE

- A 2700K
- B 3000K
- C 4000K
- D 3500K
- X 3000-5700K (MIX)
- T TUNABLE WHITE

- A 2700K
- B 3000K
- C 4000K
- D 3500K  
(per/for C)

- B 3000K
- C 4000K

O

### OTTICA BEAM

- O Diffuse

- B 25°
- D 40°
- E 60°
- F 80°
- H 30° x 65°

- A 20°
- C 35°

- I Wall Washer
- L Wide
- M Extra Wide

- O -

0 0 5 0 0

### LUNGHEZZA LENGTH

- ESEMPIO EXAMPLE**
- 00500 500 mm
  - 01000 1000 mm

- ESEMPIO EXAMPLE**
- 00001 1 Module
  - 00005 5 Modules

- ESEMPIO EXAMPLE**
- 00001 1 Module
  - 00005 5 Modules

- ESEMPIO EXAMPLE**
- 00500 500 mm
  - 01000 1000 mm

- ESEMPIO EXAMPLE**
- 00001 1 Module
  - 00005 5 Modules

O

### COLORE COVER COVER COLOR

- OPALE  
OPAL**
- O Opale  
Opal

#### ALTRI OTHER

- A Alluminio anodizzato  
Anodized aluminium
- W RAL9016 bianco ragg.  
White wrinkle
- B RAL 9005 nero ragg.  
RAL 9005 black wrinkle
- G RAL 9006 grigio ragg.  
RAL 9006 grey wrinkle
- C Corten ragg.  
Corten wrinkle
- L RAL 9005 nero lucido  
Black glossy
- D RAL 1013 panna ragg.  
Cream wrinkle
- E RAL 9010 bianco ragg.  
White wrinkle
- F RAL 3020 rosso lucido  
Red glossy
- H RAL 1036 oro verniciato  
Painted gold
- I RAL 5026 blu metallizz.  
Metallic Blue
- K RAL 2000 arancio lucido  
Orange glossy

#### FINITURE SPECIALI SU RICHIESTA (vedi p. 12) SPECIAL FINISHING ON REQUEST (see p. 12)

A

### COLORE CORPO BODY COLOR

#### TUTTI ALL

- A Alluminio anodizzato  
Anodized aluminium
- W RAL9016 bianco ragg.  
White wrinkle
- B RAL 9005 nero ragg.  
RAL 9005 black wrinkle
- G RAL 9006 grigio ragg.  
RAL 9006 grey wrinkle
- C Corten ragg.  
Corten wrinkle
- L RAL 9005 nero lucido  
Black glossy
- D RAL 1013 panna ragg.  
Cream wrinkle
- E RAL 9010 bianco ragg.  
White wrinkle
- F RAL 3020 rosso lucido  
Red glossy
- H RAL 1036 oro verniciato  
Painted gold
- I RAL 5026 blu metallizz.  
Metallic Blue
- K RAL 2000 arancio lucido  
Orange glossy

#### FINITURE SPECIALI SU RICHIESTA (vedi p. 12) SPECIAL FINISHING ON REQUEST (see p. 12)

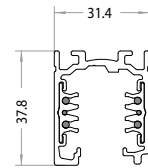
Finiture GALVANICHE non disponibili / GALVANIC finishing not available

<sup>1</sup> Per mono-emissione aggiungere in fondo al codice "M" per bi-emissione aggiungere "B"  
<sup>1</sup> For mono-emission version add "M" For bi-emission version add "B" at the end of the code

# ACCESSORI ACCESSORIES

## Binario standard/Dali Standard/Dali track

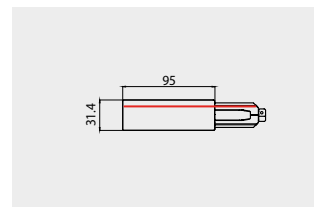
3 fasi+Dali 3 phases + Dali (solo per HS/KS Only for HS/KS)



Codice Code	Lungh. in mt Length mt			Finitura Finish	
	1 m	2 m	3 m	<input type="checkbox"/>	<input checked="" type="checkbox"/>
<b>9605A</b>	<b>01</b>	<b>02</b>	<b>03</b>	<b>1</b>	<b>2</b>

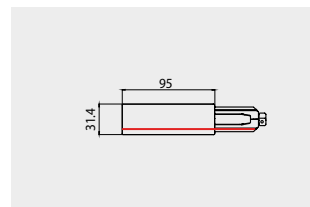
Esempio: 9605A012 = Binario - 1 m - nero  
Example: 9605A012 = Binario - 1 m - black

Testata polarità destra/terra sinistra. Right polarity live-end/left earth (solo per HS/KS Only for HS/KS)



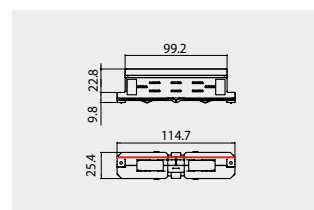
Codice Code	Finitura Finish	
<b>9605A12</b>	<input type="checkbox"/>	<input checked="" type="checkbox"/>
	<b>1</b>	<b>2</b>

Testata polarità sinistra/terra destra. Left polarity live-end/right earth (solo per HS/KS Only for HS/KS)



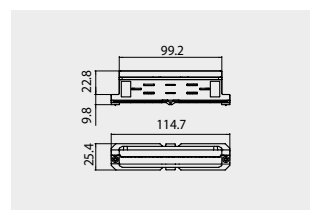
Codice Code	Finitura Finish	
<b>9605A15</b>	<input type="checkbox"/>	<input checked="" type="checkbox"/>
	<b>1</b>	<b>2</b>

Giunto lineare con contatti Electrical straight through joint. (solo per HS/KS Only for HS/KS)



Codice Code	Finitura Finish	
<b>9605A14</b>	<input type="checkbox"/>	<input checked="" type="checkbox"/>
	<b>1</b>	<b>2</b>

Giunto lineare isolante senza contatti. Mechanical straight insulating joint. (solo per HS/KS Only for HS/KS)



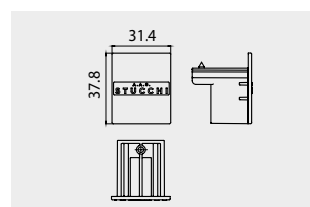
Codice Code	Finitura Finish	
<b>9605A30</b>	<input type="checkbox"/>	<input checked="" type="checkbox"/>
	<b>1</b>	<b>2</b>

Copertura binario 1000 mm Track cover 1000 mm (solo per HS/KS Only for HS/KS)



Codice Code	Finitura Finish	
<b>9605A28</b>	<input type="checkbox"/>	<input checked="" type="checkbox"/>
	<b>1</b>	<b>2</b>

Tappo chiusura Dead end (solo per HS/KS Only for HS/KS)

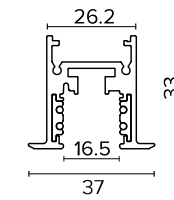


Codice Code	Finitura Finish	
<b>9605A13</b>	<input type="checkbox"/>	<input checked="" type="checkbox"/>
	<b>1</b>	<b>2</b>

# ACCESSORI ACCESSORIES

## Binario 48V

48V track (solo per LS/LB/LJ Only for LS/LB/LJ)

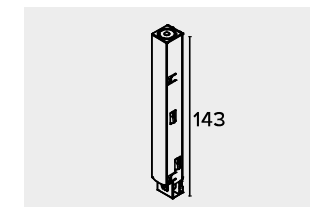


Codice Code	Lungh. in mt Length mt			Finitura Finish	
	1 m	2 m	3 m	<input type="checkbox"/>	<input checked="" type="checkbox"/>
<b>9645A</b>	<b>01</b>	<b>02</b>	<b>03</b>	<b>1</b>	<b>2</b>

Esempio: 9645A012 = Binario - 1 m - nero  
Example: 9645A012 = Binario - 1 m - black

Testata End feet

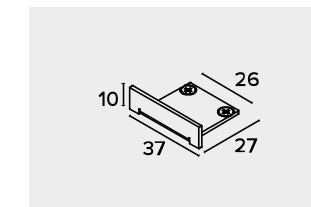
(solo per LS/LB/LJ Only for LS/LB/LJ)



Codice Code	Finitura Finish	
<b>9630A12</b>	<input type="checkbox"/>	<input checked="" type="checkbox"/>
	<b>1</b>	<b>2</b>

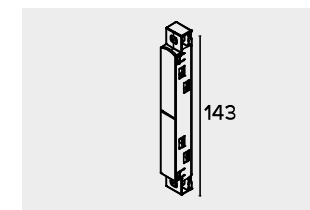
Tappo chiusura Dead end

(solo per LS/LB/LJ Only for LS/LB/LJ)



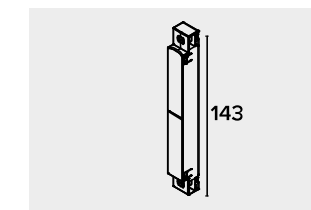
Codice Code	Finitura Finish	
<b>9645A13</b>	<input type="checkbox"/>	<input checked="" type="checkbox"/>
	<b>1</b>	<b>2</b>

Giunto lineare con contatti Electrical straight joint (solo per LS/LB/LJ Only for LS/LB/LJ)



Codice Code	Finitura Finish	
<b>9630A14</b>	<input type="checkbox"/>	<input checked="" type="checkbox"/>
	<b>1</b>	<b>2</b>

Giunto lineare senza contatti Electrical straight without joint (solo per LS/LB/LJ Only for LS/LB/LJ)



Codice Code	Finitura Finish	
<b>9630A30</b>	<input type="checkbox"/>	<input checked="" type="checkbox"/>
	<b>1</b>	<b>2</b>

**FONTI LUMINOSE - LIGHT SOURCE**




  
MADE IN ITALY



# OPAL MICROPRISMATIC

DIFFUSORI IN POLICARBONATO: OPALE PER LUCE DIFFUSA E MICROPRISMATO PER LUMINANZE CONTROLLATE  
 POLYCARBONATE DIFFUSER: OPAL FOR DIFFUSER EFFECT AND MICROPRISMATIC FOR CONTROLLED LUMINANCE



A richiesta trattamento **IP55** o **IP67**  
 On request **IP55** or **IP67** treatment

# LED BARS



30 W/m (cut min 35 mm) 392 LED/m 24V			20 W/m (cut min 35 mm) 196 LED/m 24V			10 W/m (cut min 35 mm) 196 LED/m 24V			10 W/m (cut min 35 mm) 196 LED/m 24V		
Temp. K	lm/m	lm/W	Temp. K	lm/m	lm/W	Temp. K	lm/m	lm/W	Temp. K	lm/m	lm/W
2700			2700			2700			2700		
3000	3480	116	3000	2200	110	3000	1120	112	3000	1120	112
3500			3500			3500			3500		
4000			4000			4000			4000		

Dati per metro lineare Linear meter data



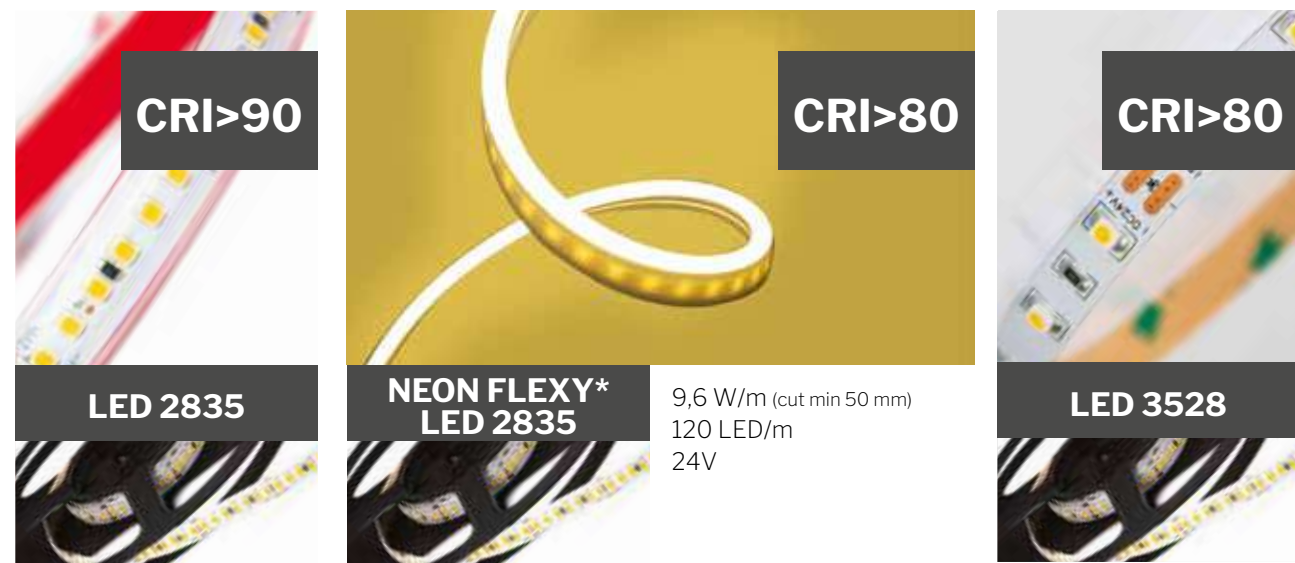


# LED STRIPS



19 W/m (cut min 35,8 mm) 196 LED/m 24V  
 27 W/m (cut min 25 mm) 240 LED/m 24V  
 10 W/m SLIM (cut min 35,8 mm) 196 LED/m 24V  
 14,4 W/m SLIM (cut min 29 mm) 238 LED/m 24V

Temp. K	lm/m	lm/W	Temp. K	lm/m	lm/W	Temp. K	lm/m	lm/W	Temp. K	lm/m	lm/W
2700			2700			2700			2700		
3000	2000	105	3000	5280	196	3000	985	99,3	3000	1350	100
3500			4000			4000			4000		

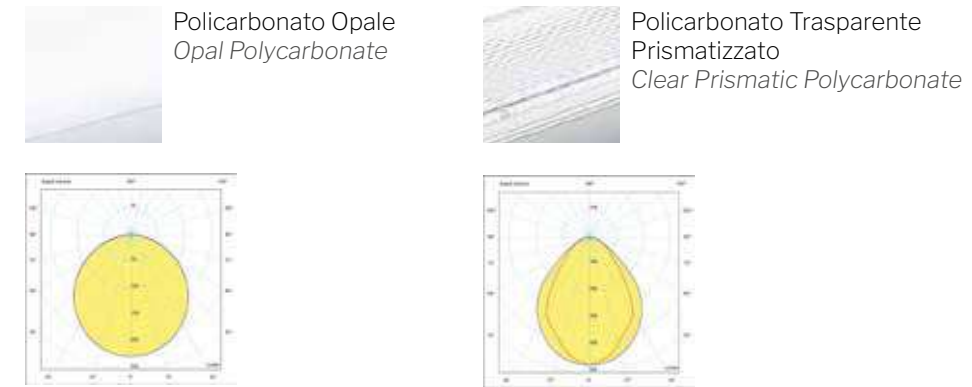


17,3 W/m IP67 (cut min 42 mm) 168 LED/m 24V  
 9,6 W/m (cut min 50 mm) 120 LED/m 24V  
 4,8 W/m (cut min 100 mm) 60 LED/m 24V

Temp. K	lm/m	lm/W	Temp. K	lm/m	lm/W	Temp. K	lm/m	lm/W
2700			2700			2700		
3000	1810	112	3000	200	20	3000	495	103
4000			4000			4000		

Dati per metro lineare Linear meter data  
 \*Per profili SLIM \*For SLIM profile

## DIFFUSORE DIFFUSER



## TEMPERATURA DI COLORE COLOR TEMPERATURE



## CARATTERISTICHE ELETTRICHE MODULO EMERGENZA EMERGENCY MODULE ELECTRICAL FEATURES



### COD 123010

KIT emergenza 1 ora, misura consigliata 400 mm, potenza massima 4W  
 Per ordinare il KIT emergenza aggiungere EM in fondo al codice ordinazione LED OPAL, LED PRISMATIC.  
 Esempio: JAOXA000400nn EM = ESTRO JA - 2700K - LED 2835 10W/mt - 400 mm + KIT emergenza 1 ora  
 1h Emergency KIT, suggested size 400 mm, maximum power 4W  
 How to order the emergency Kit: add the code EM at the end of purchase code LED OPAL, LED PRISMATIC.  
 Example: JAOXA000400nn EM = ESTRO JA - 2700K - LED 2835 10W/mt - 400 mm + emergency KIT 1 hour



# RGB

STRIP RGB

14,4W/m (cut 100 mm) LED 5050  
RGB - 60 LED/m  
24V



# RGB+W

STRIP RGB + 3000K

19,2W/m (cut 100 mm) LED 3528  
Temp. RGB+3000K - 60 LED/m  
24V



# RGB SLIM

STRIP RGB SLIM

9W/m (cut 50 mm) LED 2835  
RGB - 120 LED/m  
24V



# RGB+CTC

RGB + 2700/6000  
STRIP

19,2W/m (cut 62,5 cm) LED 5050 96 LED/m  
RGB 3000K-6000K  
24V



# CTC

DYNAMIC WHITE

16,5W/m (cut 25 mm) LED 3528  
Temp. 2700K-6000K - 280 LED/m  
24V

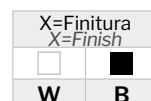
CONTROLLER STRIP RGB/ RGB SLIM / RGB+W / RGB+CTC / CTC



**DRC-5CV**  
Centralina + Telecomando  
Control unit + remote  
control



**DMX-T4-ZONE-x**  
Controllo DMX da muro  
DMX wall control



**DLX 1224-4CV-DMX**  
Interfaccia DMX 240W  
DMX interface 240W

# ESTRO FOOD




## LA LUCE E IL RISPARMIO ENERGETICO PER LA VENDITA NEL FOOD

Una nuova proposta di Estro: per il mercato alimentare una luce più performante e più idonea per illuminare nel miglior modo i negozi alimentari e i reparti dei supermercati.

## LIGHT AND ENERGY SAVING FOR FOOD SALES

A new Estro proposal: for the food market, more powerful lighting and better suited to light in the best way food shops and supermarket aisles.





# REFLECTA

La nuova serie di riflettori, in alluminio estruso, da utilizzare con i profili della serie Estro: sono disponibili le ottiche per un effetto WALL WASHER, WIDE o EXTRA WIDE per ogni tipo di esigenza illuminotecnica.

The new series of reflectors, in extruded aluminium, for use with the Estro series profiles: optics are available for a WALL WASHER, WIDE or EXTRA WIDE every time any kind of lighting need

A richiesta trattamento **IP55**  
On request **IP55** treatment

## SORGENTI DA UTILIZZARE CON TUTTE LE COVER REFLECTA LIGHT SOURCE TO USE WITH ALL REFLECTA COVER



10 W/m (cut min 35mm)  
196 LED/m  
24V

Temp. K	lm/m	lm/W
2700		
3000	1120	112
3500		
4000		



14,4 W/m (cut min 29mm)  
238 LED/m  
24V

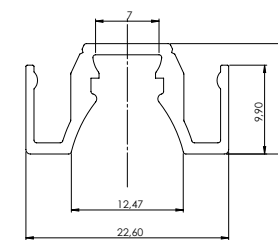
Temp. K	lm/m	lm/W
2700		
3000	1350	94
3500		
4000		



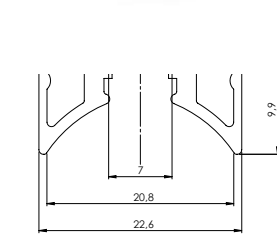
10 W/m (cut min 35,8mm)  
196 LED/m  
24V

Temp. K	lm/m	lm/W
2700		
3000	985	99
3500		
4000		

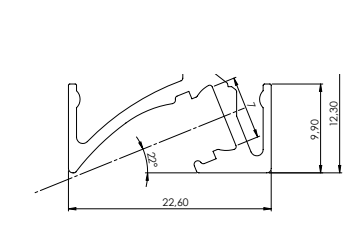
Dati per metro lineare Linear meter data



REFLECTA WIDE 80°



REFLECTA EXTRA WIDE 100°



REFLECTA WALL WASHER



# POWER

MODULO CON COVER IN ALLUMINIO E LENTI IN POLICARBONATO  
 MODULE WITH ALUMINIUM COVER AND POLYCARBONATE LENS

## CARATTERISTICHE ELETTRICHE ELECTRICAL FEATURES






**DIMMERABILE / DIMMABLE**

9W/mod (140 mm) LED 3535  
 24V - CRI>90

Temp. K	lm/mod	lm/W
2700	1080	120
3000	1080	120
3500	1080	120
4000	1080	120

3000 - 5700 MIX

Tunable White 2700/5700


Dati per singolo modulo Individual module data

## LENTE LENS




Lente in policarbonato  
 Polycarbonate lens

## OTTICHE FASCIO BEAM OPTICS



25°




40°








60°



80°



30°x65  
 ellittico *elliptical*





# COMFORT

MODULI CON OTTICHE DARKLIGHT  
MODULE WITH DARKLIGHT OPTICS

A richiesta trattamento **IP55**  
On request **IP55** treatment

## CARATTERISTICHE ELETTRICHE ELECTRICAL FEATURES






**DIMMERABILE / DIMMABLE**

9W/mod (140 mm) LED 3535  
24V - CRI>90

Temp. K	lm/mod	lm/W
2700	1080	120
3000	1080	120
3500	1080	120
4000	1080	120

3000 - 5700 MIX

Tunable White 2700/5700


Dati per singolo modulo Individual module data

## RIFLETTORE REFLECTOR




Darklight  
Darklight



## OTTICHE FASCIO BEAM OPTICS **UGR<19**



20°



35°





**NEW!**

# EXCEL

MODULO CON COVER IN ALLUMINIO E OTTICHE DARKLIGHT  
MODULE WITH ALUMINIUM COVER AND DARKLIGHT OPTICS

A richiesta trattamento **IP55**  
On request **IP55** treatment

## CARATTERISTICHE ELETTRICHE ELECTRICAL FEATURES



CE IP20 GWT 850 **DIMMERABILE / DIMMABLE**

9W/mod (140 mm) LED 3535  
24V - CRI>90

Temp. K	lm/mod	lm/W
2700	1080	120
3000	1080	120
3500	1080	120
4000	1080	120

3000 - 5700 MIX

Tunable White 2700/5700


Dati per singolo modulo Individual module data

## RIFLETTORE REFLECTOR




Darklight  
Darklight



## OTTICHE FASCIO BEAM OPTICS **UGR<19**



20°



35°





# SPOT

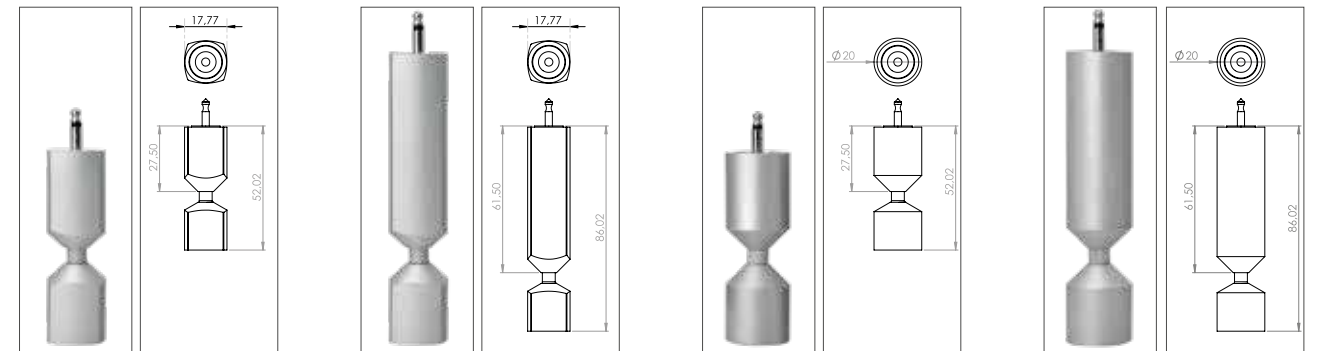
MODULO CON SPOT LED AD INSERIMENTO JACK  
SPOT LED MODULE WITH JACK

## CARATTERISTICHE ELETTRICHE ELECTRICAL FEATURES



CE
IP20
GWT 850
**NON DIMMERABILE / NOT DIMMABLE**

SCHEDA/BOARD - 3 x 2W MAX (Modulo/Module 140 mm)  
24V - CRI>90



SPOT 1

SPOT 2

SPOT 3

SPOT 4

SPOT - 2W  
24V - CRI>90

Temp. K	lm	lm/W
2700	150	75
3000	150	75
3500	150	75
4000	150	75


Dati per singolo faretto Individual spotlight data

## RIFLETTORE REFLECTOR





Polycarbonato Trasparente  
Clear Polycarbonate



## OTTICHE FASCIO BEAM OPTICS





25°




40°



60°



80°





## COME ORDINARE HOW TO ORDER

### CREAZIONE CODICE CODE CREATION





S P

ARTICOLO  
ARTICLE

SP SPOT

O

TIPO  
TYPE

	1	Spot 1
	2	Spot 2
	3	Spot 3
	4	Spot 4

A

POTENZA  
POWER

O 2W

A

TEMP. COLORE  
TEMPERATURE

A	2700K
B	3000K
C	4000K
D	3500K

O

OTTICA  
BEAM

B	25°
D	40°
E	60°
F	80°

O O O O O

LUNGHEZZA  
LENGTH

00000 -

O

COLORE COVER  
COVER COLOR

TUTTI ALL

O Lente  
Lens

O

COLORE CORPO  
BODY COLOR


SPOT

A	Alluminio anodizzato Anodized aluminium
W	RAL9016 bianco ragg. White wrinkle
B	RAL 9005 nero ragg. RAL 9005 black wrinkle
G	RAL 9006 grigio ragg. RAL 9006 grey wrinkle
C	Corten ragg. Corten wrinkle
L	RAL 9005 nero lucido Black glossy
D	RAL 1013 panna ragg. Cream wrinkle
E	RAL 9010 bianco ragg. White wrinkle
F	RAL 3020 rosso lucido Red glossy
H	RAL 1036 oro verniciato Painted gold
I	RAL 5026 blu metallizz. Metallic Blue
K	RAL 2000 arancio lucido Orange glossy
M	Oro Gold
N	Oro opaco Gold matt
O	Cromo Chrome
P	Cromo opaco Chrome matt
Q	Cromo nero Chrome black
R	Bronzo base Ottone Bronze Brass base
S	Bronzo base Rame Bronze Copper base
T	Ottone Brass
U	Rame Copper

**ALTRE FINITURE** (vedi p.11)  
**E FINITURE SPECIALI**  
(vedi p.12)

**SU RICHIESTA**  
**OTHER FINISHING** (see p.11)  
**AND SPECIAL FINISHING**  
(see p.12)  
**ON REQUEST**

su richiesta: fissaggio direttamente sul blind (senza scheda SPOT)  
on request: fixing directly on the blind (without SPOT board)



CARATTERISTICHE ELETTRICHE ELECTRICAL FEATURES






**DIMMERABILE / DIMMABLE**


3,6W/mod (140 mm) LED 3030  
24V - CRI>90

Temp. K	lm/mod	lm/W
2700	460	128
3000	460	128
3500	460	128
4000	460	128

Dati per singolo modulo Individual module data

**NEW!**  
**S-POWER**  
COVER IN ALLUMINIO  
ALUMINIUM COVER

A richiesta trattamento **IP55**  
On request **IP55** treatment



## CARATTERISTICHE ELETTRICHE ELECTRICAL FEATURES






**DIMMERABILE / DIMMABLE**

3,6W/mod (140 mm) LED 3030  
24V - CRI>90

Temp. K	lm/mod	lm/W
2700	460	128
3000	460	128
3500	460	128
4000	460	128

Dati per singolo modulo Individual module data

## RIFLETTORE REFLECTOR




Riflettore in policarbonato  
*Polycarbonate reflector*

**NEW!**

# S-EXCEL

COVER IN ALLUMINIO E RIFLETTORI IN POLICARBONATO  
ALUMINIUM COVER AND POLYCARBONATE REFLECTORS

A richiesta trattamento **IP55**  
On request **IP55** treatment



**NEW!**

# S-COMFORT

MODULO CON COVER IN POLICARBONATO  
MODULE WITH POLYCARBONATE COVER

A richiesta trattamento **IP55**  
On request **IP55** treatment

## CARATTERISTICHE ELETTRICHE ELECTRICAL FEATURES






**DIMMERABILE / DIMMABLE**

3,6W/mod (140 mm) LED 3030  
24V - CRI>90

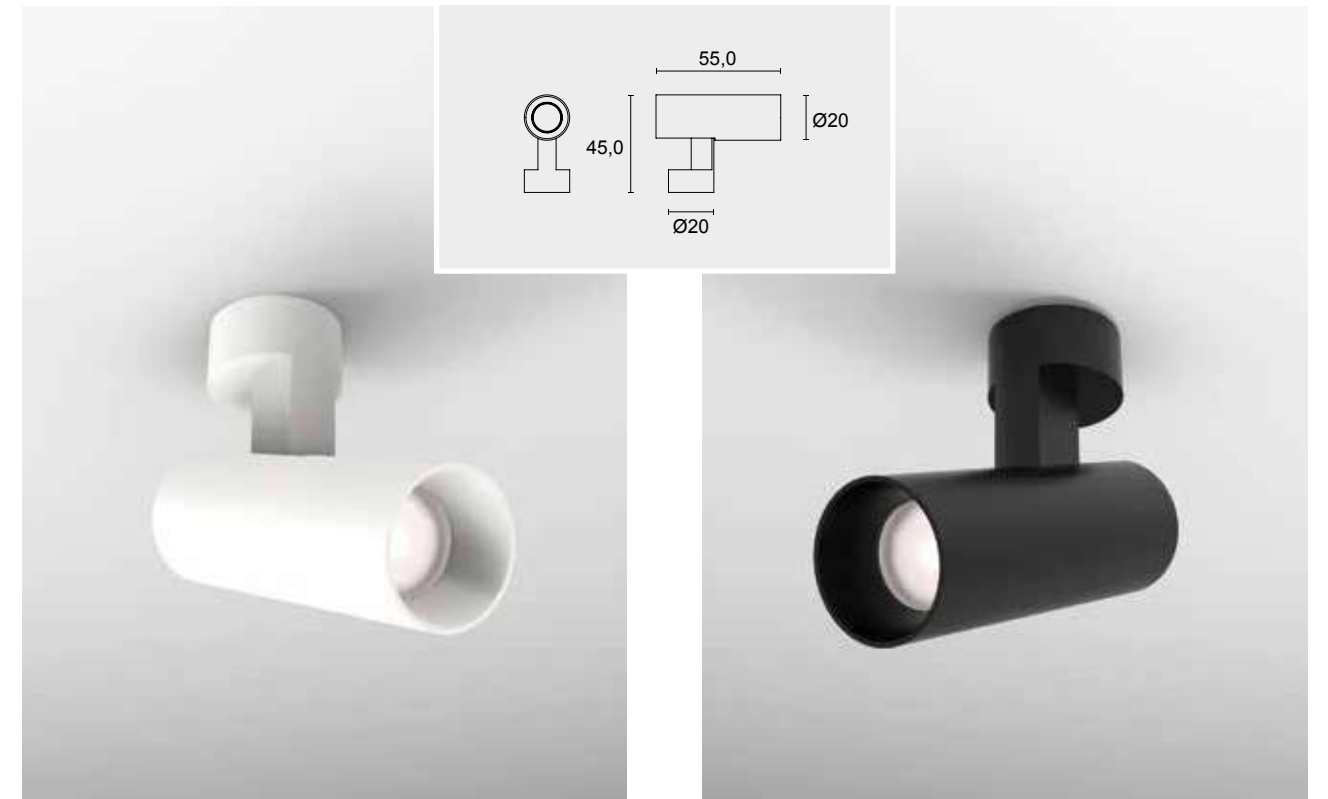
Temp. K	lm/mod	lm/W
2700	460	128
3000	460	128
3500	460	128
4000	460	128

Dati per singolo modulo Individual module data


**COMING  
SOON**



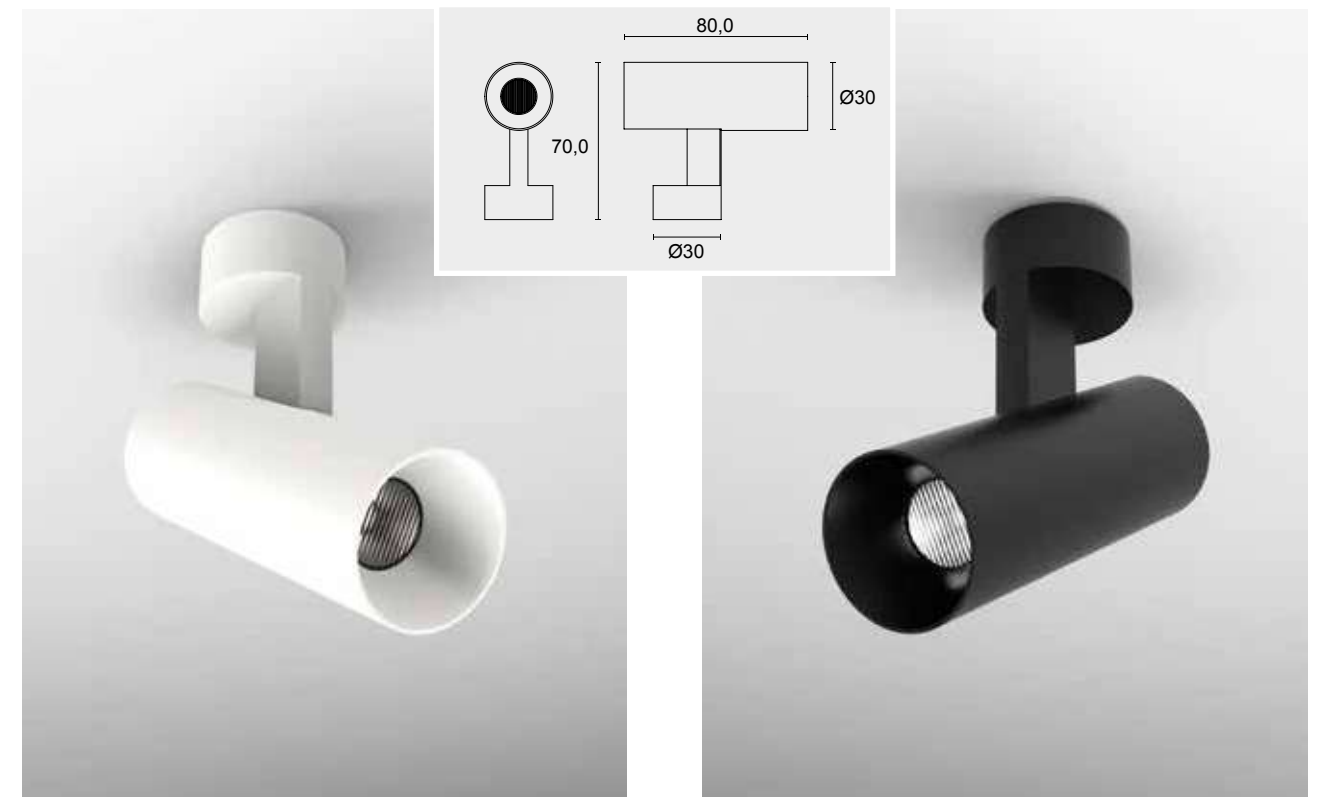
## MINI SPOT



## MICRO SPOT



## SPOT EVO





# BLIND

COPERTURA IN ALLUMINIO  
ALUMINIUM COVER

DISPONIBILE CON:  
AVAILABLE WITH



Proiettori/Spotlights  
KXS/MINIMAGIC / QUAD



Estro spot con fissaggio direttamente sul blind  
Estro spot with fixing directly on the blind  
ESTRO SP - 2W 350 mA



Sospensioni/Suspensions  
ICE LED



# COME ORDINARE HOW TO ORDER

## CREAZIONE CODICE CODE CREATION

I C

PROFILO  
PROFILE

IC Sospensione ICE  
Suspensions ICE

1

DIFFUSORE  
DIFFUSER

1 1120 350mm  
2 1121 180mm

C

POTENZA  
POWER

C 2 W 350 mA

A

TEMP. COLORE  
TEMPERATURE

A 2700K 130lm  
B 3000K 144lm  
C 4000K 156lm  
D 3500K 1150lm

G

OTTICA  
BEAM

G 25°  
N 40°  
T 60°  
1 80°

0 0 5 0 0

LUNGHEZZA  
LENGTH

ESEMPIO EXAMPLE  
00500 500 mm  
01000 1000 mm

0

COLORE COVER  
COVER COLOR

**TUTTI ALL**

W	RAL9016 bianco ragg. White wrinkle
B	RAL 9005 nero ragg. RAL 9005 black wrinkle
G	RAL 9006 grigio ragg. RAL 9006 grey wrinkle
C	Corten ragg. Corten wrinkle
L	RAL 9005 nero lucido Black glossy
D	RAL 1013 panna ragg. Cream wrinkle
E	RAL 9010 bianco ragg. White wrinkle
F	RAL 3020 rosso lucido Red glossy
H	RAL 1036 oro verniciato Painted gold
I	RAL 5026 blu metallizz. Metallic Blue
K	RAL 2000 arancio lucido Orange glossy
M	Oro Gold
N	Oro opaco Gold matt
O	Cromo Chrome
P	Cromo opaco Chrome matt
Q	Cromo nero Chrome black
R	Bronzo base Ottone Bronze Brass base
S	Bronzo base Rame Bronze Copper base
T	Ottone Brass
U	Rame Copper

**FINITURE SPECIALI  
SU RICHIESTA (vedi p. 12)  
SPECIAL FINISHING  
ON REQUEST (see p. 12)**

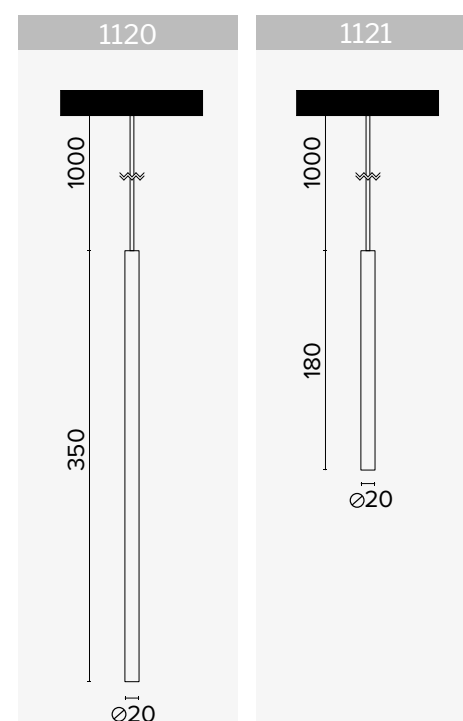
A

COLORE CORPO  
BODY COLOR


**TUTTI ALL**

W	RAL9016 bianco ragg. White wrinkle
B	RAL 9005 nero ragg. RAL 9005 black wrinkle
G	RAL 9006 grigio ragg. RAL 9006 grey wrinkle
C	Corten ragg. Corten wrinkle
L	RAL 9005 nero lucido Black glossy
D	RAL 1013 panna ragg. Cream wrinkle
E	RAL 9010 bianco ragg. White wrinkle
F	RAL 3020 rosso lucido Red glossy
H	RAL 1036 oro verniciato Painted gold
I	RAL 5026 blu metallizz. Metallic Blue
K	RAL 2000 arancio lucido Orange glossy
M	Oro Gold
N	Oro opaco Gold matt
O	Cromo Chrome
P	Cromo opaco Chrome matt
Q	Cromo nero Chrome black
R	Bronzo base Ottone Bronze Brass base
S	Bronzo base Rame Bronze Copper base
T	Ottone Brass
U	Rame Copper

**FINITURE SPECIALI  
SU RICHIESTA (vedi p. 12)  
SPECIAL FINISHING  
ON REQUEST (see p. 12)**



A richiesta cavo di lunghezza diversa.  
On request different length cable.



# PROIETTORE SPOTLIGHT





# COME ORDINARE HOW TO ORDER

## CREAZIONE CODICE CODE CREATION

P R

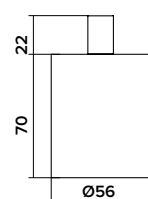
ARTICOLO  
ARTICLO

PR Spotlight

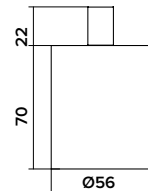
K

TIPO  
TYPE

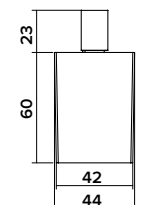

K KXS



M MINI MAGIC



Q MAGIC QUAD



A

POTENZA  
POWER

A 8 W 250 mA

Q 8 W 600 mA

C 3,2 W 500 mA  
B 2,1 W 350 mA

1

TEMP. COLORE  
TEMPERATURE

Z 2700K CRI>90 1125lm  
7 3000K CRI>90 1185lm  
8 4000K CRI>90 1245lm  
S 3000K CRI 97,6 SUNLIKE 900lm  
X 3300K CRI 95 VIVID 1000lm  
D 3500K CRI 95 VIVID 1015lm

Z 2700K CRI>90 1010lm  
7 3000K CRI>90 1060lm  
8 4000K CRI>90 1120lm

Z 2700K CRI>90 1010lm (per/for C)  
7 3000K CRI>90 1060lm (per/for C)  
8 4000K CRI>90 1120lm (per/for C)  
S 3000K CRI 97,6 SUNLIKE 225lm (per/for B)

B

OTTICA  
BEAM

B 12°  
F 24°  
M 38°  
T 60°

C 15°  
K 30°

C 15°  
3 22°  
L 35°  
4 42°  
5 22°x25°  
6 65°x65°  
Y WALL WASHER

0 0 0 0 0

LUNGHEZZA  
LENGTH

00000 -

00000 -

00000 -

W

COLORE SPOT  
SPOT COLOR

KXS

W RAL9016 bianco ragg.  
*White wrinkle*  
B RAL 9005 nero ragg.  
*RAL 9005 black wrinkle*  
G RAL 9006 grigio ragg.  
*RAL 9006 grey wrinkle*  
C Corten ragg.  
*Corten wrinkle*  
L RAL 9005 nero lucido  
*Black glossy*  
D RAL 1013 panna ragg.  
*Cream wrinkle*  
E RAL 9010 bianco ragg.  
*White wrinkle*  
F RAL 3020 rosso lucido  
*Red glossy*  
H RAL 1036 oro verniciato  
*Painted gold*  
I RAL 5026 blu metallizz.  
*Metallic Blue*  
K RAL 2000 arancio lucido  
*Orange glossy*  
M Oro  
*Gold*  
N Oro opaco  
*Gold matt*  
O Cromo  
*Chrome*  
P Cromo opaco  
*Chrome matt*  
Q Cromo nero  
*Chrome black*  
R Bronzo base Ottone  
*Bronze Brass base*  
S Bronzo base Rame  
*Bronze Copper base*  
T Ottone  
*Brass*  
U Rame  
*Copper*

**MINI MAGIC/QUAD**  
W RAL9016 bianco ragg.  
*White wrinkle*  
B RAL 9005 nero ragg.  
*RAL 9005 black wrinkle*

**FINITURE SPECIALI  
SU RICHIESTA (vedi p. 12)  
SPECIAL FINISHING  
ON REQUEST (see p.12)**

O

COLORE CORPO  
BODY COLOR

TUTTI ALL

O -



**PROFILI NOVITÀ  
NEWS PROFILES**



**COMING SOON**

**MP**

PROFILO AD INCASSO PER CARTONGESSO DA POSARE PER LUCE DI ATMOSFERA  
RECESSED PROFILE FOR PLASTERBOARD TO BE INSTALLED FOR ATMOSPHERE LIGHT



**COMING SOON**

**MJ**

PROFILO AD INCASSO PER CARTONGESSO DA POSARE RECESSATO  
RECESSED PROFILE FOR PLASTERBOARD TO BE INSTALLED

## COME ORDINARE HOW TO ORDER

### CREAZIONE CODICE CODE CREATION

M P

#### PROFILO PROFILE

- MP** Estro MP
- MJ** Estro MJ

O

#### DIFFUSORE DIFFUSER

-  **O** Opal

A

#### POTENZA POWER

- A** 19 W/m | 2000lm/m | 196 LED/m | **STRIP**
- B** 10 W/m | 1120lm/m | 196 LED/m | **BAR**
- D** 20 W/m | 2200lm/m | 196 LED/m | **BAR**
- F** 20 W/m | 1700lm/m | 196 LED/m | **FRESH MEAT | BAR**
- V** 14.4 W/m | 1350lm/m | 238 LED/m | **STRIP SLIM**
- X** 10 W/m | 985lm/m | 196 LED/m | **STRIP SLIM**
- O** RGB | 14.4 W/m | 60 LED/m | **STRIP**
- R** CTC | 16.5 W/m | 280 LED/m | **STRIP**

A

#### TEMP. COLORE TEMPERATURE

- A** 2700K
- B** 3000K
- C** 4000K
- D** 3500K  
(per/for A,B,D)
- RGB**
- O** CTC  
FRESH MEAT

O

#### OTTICA BEAM

- O** Diffuse

O O 5 O O

#### LUNGHEZZA LENGTH

- ESEMPIO EXAMPLE**
- 00500** 500 mm
  - 01000** 1000 mm

O

#### COLORE COVER COVER COLOR

- OPALE/MICROPRISMATICO  
OPAL/MICROPRISMATIC**
- O** Opale  
Opal

A

#### COLORE CORPO BODY COLOR

- TUTTI ALL**
- A** Alluminio anodizzato  
Anodized aluminium
  - W** RAL9016 bianco ragg.  
White wrinkle
  - B** RAL 9005 nero ragg.  
RAL 9005 black wrinkle
  - G** RAL 9006 grigio ragg.  
RAL 9006 grey wrinkle
  - C** Corten ragg.  
Corten wrinkle
  - L** RAL 9005 nero lucido  
Black glossy
  - D** RAL 1013 panna ragg.  
Cream wrinkle
  - E** RAL 9010 bianco ragg.  
White wrinkle
  - F** RAL 3020 rosso lucido  
Red glossy
  - H** RAL 1036 oro verniciato  
Painted gold
  - I** RAL 5026 blu metallizz.  
Metallic Blue
  - K** RAL 2000 arancio lucido  
Orange glossy

**FINITURE SPECIALI  
SU RICHIESTA (vedi p. 12)  
SPECIAL FINISHING  
ON REQUEST (see p. 12)**

# CASAMBI

## LA SOLUZIONE CASAMBI

### CASAMBI SOLUTION



#### CASAMBI COS'É? WHAT IS CASAMBI?

Casambi è un sistema avanzato di controllo dell'illuminazione, il modo più semplice e naturale per controllare le proprie lampade. E' una soluzione basata su Bluetooth Low Energy (BLE). BLE è un wireless di ultima generazione tecnologica e l'unico wireless a bassa potenza (tecnologia presente in tutti gli smartphone moderni).

Grazie alla semplicità intuitiva dell'applicazione, attraverso uno smartphone o un qualunque altro dispositivo mobile, chiunque potrà creare e gestire in autonomia la propria rete di illuminazione controllando ogni apparecchio, singolarmente oppure in gruppi, a seconda delle esigenze e delle funzioni richieste.

Casambi is an advanced automation lighting control system, the simplest and natural way to control your own lamps. It is a bluetooth low energy (BLE). It is a bluetooth low energy (BLE) solution. BLE is a latest generation wireless technology and the only low-voltage wireless. Thanks to the intuitive simplicity of the app anyone can create and manage a lighting network singlehandedly by controlling every fixture individually or in groups depending on the needs and the functions required, using a Smartphone or any other mobile device.



# SENSORE IR

## IR SENSOR

Grazie al sensore, potrai con un semplice tocco, dimmerare, accendere o spegnere il tuo profilo

Thanks to the sensor, you can with a simple touch dimmer, turn on or turn off your profile

**6/24V**  
4A



Il sensore a infrarossi A7IR rileva la presenza di una superficie nera opaca ad una distanza < di 80mm

The infrared sensor A7IR recognizes the presence of a black opaque surface from a distance < of 80 mm

# SENSORE PIR

## PIR SENSOR

**12/24V**  
8A



Sensore di presenza  
Presence sensor





**Ilmas S.p.A.**

Via Vittorio Emanuele, 23B

20010 Bernate Ticino (MI)

tel. +39 02 93900 349 / +39 02 93900 353

fax +39 02 93900 357

ilmas@ilmas.com / www.ilmas.com



+39 331 3241020